



Product Datasheet

SEPT9(septin 9) Antibody (orb1240837)

Description	SEPT9(septin 9) Antibody	41526
Species/Host	Rabbit	
Reactivity	Human	Antibody used in WB on Hum. Fetal Liver ...
Conjugation	Unconjugated	
Tested Applications	ELISA, WB	
Immunogen	Antibody produced in rabbits immunized with a synthetic peptide corresponding a region of human Septin 9.	
Target	SEPT9(septin 9)	
Preservatives	Purified antibody supplied in 1x PBS buffer with 0.09% (w/v) sodium azide and 2% sucrose.	
Form/Appearance	Liquid	
Concentration	batch dependent	
Storage	For short periods of storage (days) store at 4°C. For longer periods of storage, store Septin 9 antibody at -20°C. As with any antibody avoid repeat freeze-thaw cycles.	Antibody used in WB on Hum. Fetal Muscle...
Note	For research use only	
Application notes	Septin 9 antibody can be used for detection of Septin 9 by ELISA at 1:1562500. Septin 9 antibody can be used for detection of Septin 9 by western blot at 0.5 µg/mL, and HRP conjugated secondary antibody should be diluted 1:50,000 - 100,000.	
Clonality	Polyclonal	
MW	37 kDa	Antibody used in WB on Human HepG2 cells...
Uniprot ID	Q9UHD8	
NCBI	NP_001106968	
Dilution Range	Septin 9 antibody can be used for detection of Septin 9 by ELISA at 1:1562500. Septin 9 antibody can be used for detection of Septin 9 by western blot at 0.5 µg/mL, and HRP conjugated secondary antibody should be diluted 1:50,000 - 100,000.	
Expiration Date	12 months from date of receipt.	