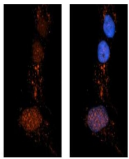



Product Datasheet

PDIA4 Antibody (orb1240404)

Description	PDIA4 Antibody	PDIA4
Species/Host	Rabbit	
Reactivity	Human	Antibody used in IHC on Rat Brain.
Conjugation	Unconjugated	
Tested Applications	ELISA, WB	Antibody used in WB on Human Liver at 0....
Immunogen	Antibody produced in rabbits immunized with a synthetic peptide corresponding a region of human PDIA4.	
Target	PDIA4	Antibody used in WB on Rat Brain.
Preservatives	Purified antibody supplied in 1x PBS buffer with 0.09% (w/v) sodium azide and 2% sucrose.	
Form/Appearance	Liquid	
Concentration	batch dependent	
Storage	For short periods of storage (days) store at 4°C. For longer periods of storage, store PDIA4 antibody at -20°C. As with any antibody avoid repeat freeze-thaw cycles.	
Note	For research use only	
Application notes	PDIA4 antibody can be used for detection of PDIA4 by ELISA at 1:312500. PDIA4 antibody can be used for detection of PDIA4 by western blot at 1 µg/mL, and HRP conjugated secondary antibody should be diluted 1:50,000 - 100,000.	
Clonality	Polyclonal	
MW	73 kDa	
Uniprot ID	P13667	
NCBI	NP_004902	
Dilution Range	PDIA4 antibody can be used for detection of PDIA4 by ELISA at 1:312500. PDIA4 antibody can be used for detection of PDIA4 by western blot at 1 µg/mL, and HRP conjugated secondary antibody should be diluted 1:50,000 - 100,000.	
Expiration Date	12 months from date of receipt.	