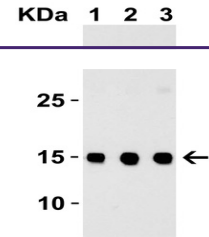


---

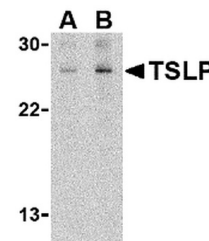
## Product Datasheet

### TSLP Antibody (orb1240270)

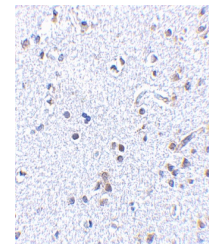
Description	TSLP Antibody
<b>Species/Host</b>	Rabbit
<b>Reactivity</b>	Human
<b>Conjugation</b>	Unconjugated
<b>Tested Applications</b>	ELISA, IHC-P, WB
<b>Immunogen</b>	Anti-TSLP antibody (orb1240270) was raised against a peptide corresponding to 17 amino acids near the carboxy terminus of human TSLP. The immunogen is located within the last 50 amino acids of TSLP.
<b>Target</b>	TSLP
<b>Preservatives</b>	TSLP Antibody is supplied in PBS containing 0.02% sodium azide.
<b>Form/Appearance</b>	Liquid
<b>Concentration</b>	1 mg/mL
<b>Storage</b>	TSLP antibody can be stored at 4°C for three months and -20°C, stable for up to one year. As with all antibodies care should be taken to avoid repeated freeze thaw cycles. Antibodies should not be exposed to prolonged high temperatures.
<b>Note</b>	For research use only
<b>Isotype</b>	IgG
<b>Clonality</b>	Polyclonal
<b>MW</b>	Predicted: 18 kD Observed: 26 kD ( Post-modifications: 2 N-linked glycosylations).
<b>Uniprot ID</b>	<a href="#">Q969D9</a>
<b>NCBI</b>	<a href="#">NP_149024</a>
<b>Dilution Range</b>	WB: 0.25 - 2 µg/mL; IHC-P: 2.5 µg/mL. Antibody validated: Western Blot in human samples; Immunohistochemistry and Immunocytochemistry in human samples. All other applications and species not yet tested.
<b>Expiration Date</b>	12 months from date of receipt.



Western Blot Validation with Recombinant...



Western Blot Validation in Human Jurkat ...



Immunohistochemistry Validation of TSLP ...