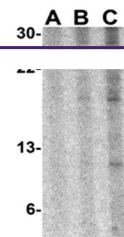
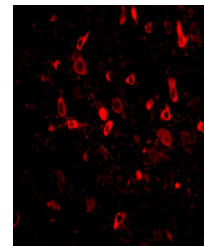

Product Datasheet

TSLP Antibody (orb1240269)

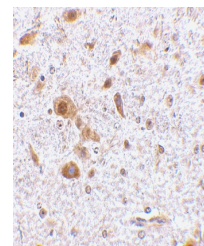
Description	TSLP Antibody
Species/Host	Rabbit
Reactivity	Mouse, Rat
Conjugation	Unconjugated
Tested Applications	ELISA, IF, IHC-P, WB
Immunogen	Anti-TSLP antibody (orb1240269) was raised against a peptide corresponding to 20 amino acids near the center of mouse TSLP. The immunogen is located within the amino acids 70-120 of TSLP.
Target	TSLP
Preservatives	TSLP Antibody is supplied in PBS containing 0.02% sodium azide.
Form/Appearance	Liquid
Concentration	1 mg/mL
Storage	TSLP antibody can be stored at 4°C for three months and -20°C, stable for up to one year. As with all antibodies care should be taken to avoid repeated freeze thaw cycles. Antibodies should not be exposed to prolonged high temperatures.
Note	For research use only
Isotype	IgG
Clonality	Polyclonal
MW	Predicted: 16 kD Observed: 24 kD (Post-modifications: 3 N-linked glycosylations)
Uniprot ID	Q969D9
NCBI	NP_067342
Dilution Range	WB: 0.5 - 2 µg/mL; IHC-P: 2.5 µg/mL; IF: 20 µg/mL. Antibody validated: Western Blot in mouse samples; Immunohistochemistry in mouse and rat samples; Immunofluorescence in mouse samples. All other applications and species not yet tested.
Expiration Date	12 months from date of receipt.



Western Blot
Validation in Mouse A-
20 Ce...



Immunofluorescence
Validation of TSLP in...



Immunohistochemistry
Validation of TSLP ...