
Product Datasheet

ANGPTL3 Antibody (orb1240246)

Description

ANGPTL3 Antibody

Species/Host

Rabbit

Reactivity

Human, Mouse, Rat

Conjugation

Unconjugated

Tested

ELISA, IF, IHC-P, WB

Applications
Immunogen

ANGPTL3 antibody was raised against an 18 amino acid peptide near the carboxy terminus of human ANGPTL3. The immunogen is located within the last 50 amino acids of ANGPTL3.

Target

ANGPTL3

Preservatives

ANGPTL3 antibody is supplied in PBS containing 0.02% sodium azide.

Form/Appearance

Liquid

Concentration

1 mg/mL

Storage

ANGPTL3 antibody can be stored at 4°C for three months and -20°C, stable for up to one year.

Note

For research use only

Application notes

ANGPTL3 antibody can be used for detection of ANGPTL3 by Western blot at 1 - 2 µg/ml. Antibody can also be used for Immunohistochemistry at 5 µg/mL. For Immunofluorescence start at 20 µg/mL. Antibody validated: Western Blot in human samples; Immunohistochemistry in rat samples and Immunofluorescence in rat samples. All other applications and species not yet tested.

Isotype

IgG

Clonality

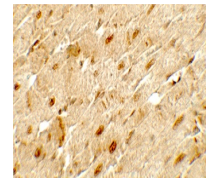
Polyclonal

MW

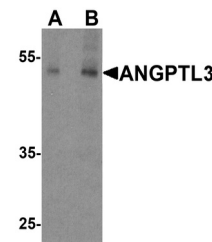
Predicted: 51 kDa Observed: 53 kDa

Uniprot ID
[Q9Y5C1](#)
NCBI
[NP_055310](#)
Dilution Range

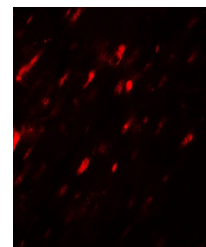
ANGPTL3 antibody can be used for detection of ANGPTL3 by Western blot at 1 - 2 µg/ml. Antibody can also be used for Immunohistochemistry at 5 µg/mL. For Immunofluorescence start at 20 µg/mL. Antibody validated: Western Blot in human samples; Immunohistochemistry in rat samples and Immunofluorescence in rat samples. All other applications and species not yet tested.



Immunohistochemistry of ANGPTL3 in rat h...



Western blot analysis of ANGPTL3 in huma...



Immunofluorescence of ANGPTL3 in rat hea...