

---

## Product Datasheet

### PLIN3 Antibody (orb1240194)

**Description**

PLIN3 Antibody

**Species/Host**

Rabbit

**Reactivity**

Human, Mouse

**Conjugation**

Unconjugated

**Tested Applications**

ELISA, IHC-P, WB

**Immunogen**

Anti-TIP47 antibody (orb1240194) was raised against a peptide corresponding to 14 amino acids near the amino terminus of human TIP47. The immunogen is located within amino acids 30 - 80 of TIP47.

**Target**

PLIN3

**Preservatives**

TIP47 Antibody is supplied in PBS containing 0.02% sodium azide.

**Form/Appearance**

Liquid

**Concentration**

1 mg/mL

**Storage**

TIP47 antibody can be stored at 4°C for three months and -20°C, stable for up to one year. As with all antibodies care should be taken to avoid repeated freeze thaw cycles. Antibodies should not be exposed to prolonged high temperatures.

**Note**

For research use only

**Isotype**

IgG

**Clonality**

Polyclonal

**MW**

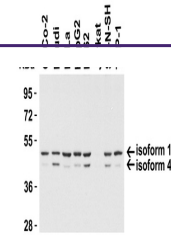
Predicted: 47kD and 46kD Observed: 47kD and 46kD

**Uniprot ID**
[O60664](#)
**NCBI**
[O60664](#)
**Dilution Range**

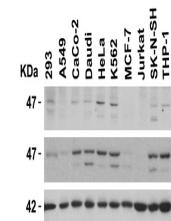
WB: 1-4 µg/mL; IHC-P: 2 µg/mL. Antibody validated: Western Blot in human and mouse samples; Immunohistochemistry in rat samples. All other applications and species not yet tested.

**Expiration Date**

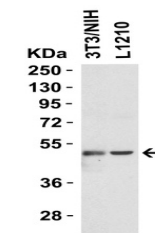
12 months from date of receipt.



Western Blot Validation in Human Cell Li...



Independent Antibody Validation (IAV) vi...



Western Blot Validation in Mouse Cell Li...