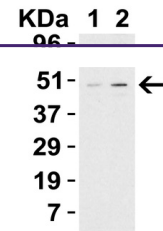
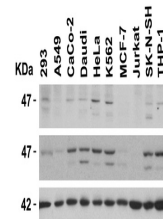

Product Datasheet

PLIN3 Antibody (orb1240193)

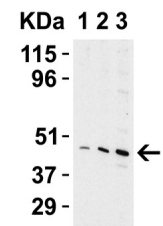
Description	PLIN3 Antibody
Species/Host	Rabbit
Reactivity	Human, Mouse, Rat
Conjugation	Unconjugated
Tested Applications	ELISA, IF, IHC-P, WB
Immunogen	Anti-TIP47 antibody (orb1240193) was raised against a peptide corresponding to 14 amino acids near the carboxy terminus of human TIP47. The immunogen is located within the last 50 amino acids of TIP47.
Target	PLIN3
Preservatives	TIP47 Antibody is supplied in PBS containing 0.02% sodium azide.
Form/Appearance	Liquid
Concentration	1 mg/mL
Storage	TIP47 antibody can be stored at 4°C for three months and -20°C, stable for up to one year. As with all antibodies care should be taken to avoid repeated freeze thaw cycles. Antibodies should not be exposed to prolonged high temperatures.
Note	For research use only
Isotype	IgG
Clonality	Polyclonal
MW	Predicted: 47kD Observed: 47kD
Uniprot ID	O60664
NCBI	O60664
Dilution Range	WB: 0.5-4 µg/mL; IHC-P: 10 µg/mL; IF: 20 µg/mL. Antibody validated: Western Blot in human and rat samples; Immunohistochemistry in rat samples; Immunofluorescence in rat samples. All other applications and species not yet tested.
Expiration Date	12 months from date of receipt.



Western Blot Validation in Human Daudi C...



Independent Antibody Validation (IAV) vi...



Western Blot Validation in Rat Liver. Lo...