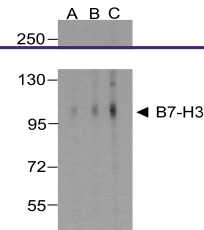


---

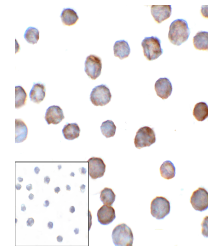
## Product Datasheet

### CD276 Antibody (orb1240155)

<b>Description</b>	CD276 Antibody
<b>Species/Host</b>	Mouse
<b>Reactivity</b>	Human
<b>Conjugation</b>	Unconjugated
<b>Tested Applications</b>	ELISA, FC, ICC, IF, IHC-P, WB
<b>Immunogen</b>	B7-H3 antibody was raised against the extracellular domain of human B7-H3
<b>Target</b>	CD276
<b>Preservatives</b>	B7-H3 Antibody is supplied in PBS containing 0.02% sodium azide and 50% glycerol.
<b>Form/Appearance</b>	Liquid
<b>Concentration</b>	1 mg/mL
<b>Storage</b>	B7-H3 antibody can be stored at 4°C for three months and -20°C, stable for up to one year. As with all antibodies care should be taken to avoid repeated freeze thaw cycles. Antibodies should not be exposed to prolonged high temperatures.
<b>Note</b>	For research use only
<b>Application notes</b>	B7-H3 antibody can be used for detection of B7-H3 by Western blot at 1 µg/mL. Antibody can also be used for immunohistochemistry starting at 2 µg/mL and Immunocytochemistry starting at 1 µg/mL. For immunofluorescence start at 10 µg/mL. Flow cytometry at 1 µg/ml. Antibody validated: Western Blot in human samples; Immunohistochemistry in human samples; Immunocytochemistry in human samples; Immunofluorescence in human samples and Flow Cytometry in human samples. All other applications and species not yet tested.
<b>Isotype</b>	IgG1,k
<b>Clonality</b>	Monoclonal
<b>MW</b>	Predicted: 57 kDa Observed: 100 kDa
<b>Uniprot ID</b>	<a href="#">Q5ZPR3</a>
<b>NCBI</b>	<a href="#">NP_001019907</a>
<b>Dilution Range</b>	B7-H3 antibody can be used for detection of B7-H3 by Western blot at 1 µg/mL. Antibody can also be used for immunohistochemistry starting at 2 µg/mL and Immunocytochemistry starting at 1 µg/mL. For

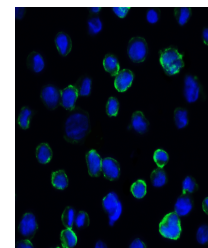


Western blot analysis of B7-H3 in HEK293...



Immunocytochemistry of B7-H3 in HEK293

...



Immunofluorescence of B7-H3 in HEK293

ce...