
Product Datasheet

BCAS4 Antibody (orb1240125)

Description

BCAS4 Antibody

Species/Host

Rabbit

Reactivity

Human, Mouse

Conjugation

Unconjugated

Tested Applications

ELISA, IF, IHC-P, WB

Immunogen

BCAS4 antibody was raised against a 14 amino acid synthetic peptide near the amino terminus of human BCAS4. The immunogen is located within the first 50 amino acids of BCAS4.

Target

BCAS4

Preservatives

BCAS4 Antibody is supplied in PBS containing 0.02% sodium azide.

Form/Appearance

Liquid

Concentration

1 mg/mL

Storage

BCAS4 antibody can be stored at 4°C for three months and -20°C, stable for up to one year. As with all antibodies care should be taken to avoid repeated freeze thaw cycles. Antibodies should not be exposed to prolonged high temperatures.

Note

For research use only

Application notes

BCAS4 antibody can be used for detection of BCAS4 by Western blot at 1 - 2 µg/mL. Antibody can also be used for immunohistochemistry starting at 5 µg/mL. For immunofluorescence start at 20 µg/mL. Antibody validated: Western Blot in mouse samples; Immunohistochemistry in human samples and Immunofluorescence in human samples. All other applications and species not yet tested.

Isotype

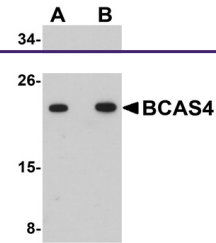
IgG

Clonality

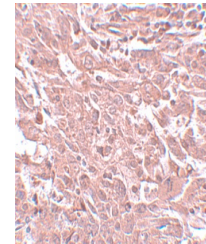
Polyclonal

Uniprot ID
[Q8TDM0](#)
NCBI
[CAI23006](#)
Dilution Range

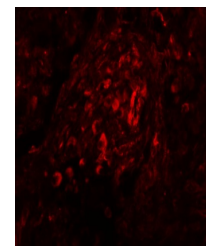
BCAS4 antibody can be used for detection of BCAS4 by Western blot at 1 - 2 µg/mL. Antibody can also be used for immunohistochemistry starting at 5 µg/mL. For immunofluorescence start at 20 µg/mL. Antibody validated: Western Blot in mouse samples; Immunohistochemistry in human samples and



Western blot analysis of BCAS4 in 3T3 ce...



Immunohistochemistry of BCAS4 in human b...



Immunofluorescence of BCAS4 in human bre...