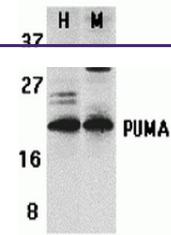

Product Datasheet

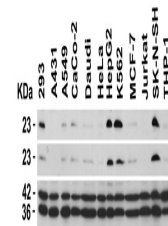
BBC3 Antibody (orb1239911)

Description	BBC3 Antibody
Species/Host	Rabbit
Reactivity	Human, Mouse
Conjugation	Unconjugated
Tested Applications	ELISA, ICC, IF, WB
Immunogen	Anti-PUMA antibody (orb1239911) was raised against a peptide corresponding to 14 amino acids near the carboxyl terminus human PUMA isoform 1. The immunogen is located within the last 50 amino acids of PUMA.
Target	BBC3
Preservatives	PUMA Antibody is supplied in PBS containing 0.02% sodium azide.
Form/Appearance	Liquid
Concentration	1 mg/mL
Storage	PUMA antibody can be stored at 4°C for three months and -20°C, stable for up to one year. As with all antibodies care should be taken to avoid repeated freeze thaw cycles. Antibodies should not be exposed to prolonged high temperatures.
Note	For research use only
Isotype	IgG
Clonality	Polyclonal
MW	23 kDa
Uniprot ID	Q96PG8
NCBI	NP_055232
Dilution Range	WB: 1-4 µg/mL; IF: 2 µg/mL; ICC: 1 µg/mL. Antibody validated: Western Blot in human and mouse samples; Immunocytochemistry and Immunofluorescence in human samples. All other applications and species not yet tested.
Expiration Date	12 months from date of receipt.

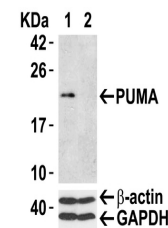


Western Blot Validation of PUMA in K562

...



Independent Antibody Validation (IAV) vi...



Validation with PUMA siRNA Knockdown in

...