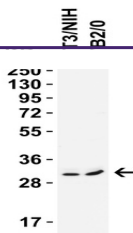
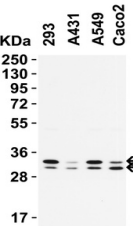
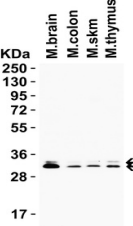

Product Datasheet

PGAM5 Antibody (orb1239864)

Description	PGAM5 Antibody	
Species/Host	Rabbit	Western Blot Validation in Mouse and Rat...
Reactivity	Human, Mouse, Rat	
Conjugation	Unconjugated	Western Blot Validation in Human Cell Li...
Tested Applications	ELISA, IF, WB	
Immunogen	Anti-PGAM5 antibody (orb1239864) was raised against a peptide corresponding to 14 amino acids near the carboxyl terminus of human PGAM5. The immunogen is located within the last 50 amino acids of PGAM5.	Western Blot Validation in Mouse Tissues...
Target	PGAM5	
Preservatives	PGAM5 Antibody is supplied in PBS containing 0.02% sodium azide	
Form/Appearance	Liquid	
Concentration	1 mg/mL	
Storage	PGAM5 antibody can be stored at 4 °C for three months and -20 °C, stable for up to one year. As with all antibodies care should be taken to avoid repeated freeze thaw cycles. Antibodies should not be exposed to prolonged high temperatures.	
Note	For research use only	
Isotype	IgG	
Clonality	Polyclonal	
MW	Predicted: 32kD Observed: 32 kD	
Uniprot ID	Q96HS1	
NCBI	Q96HS1	
Dilution Range	WB: 0.5 µg/mL; IF: 10-20 µg/mL. Antibody validated: Western Blot in human, mouse, and rat samples; Immunofluorescence in human, mouse, and rat samples. All other applications and species not yet tested.	
Expiration Date	12 months from date of receipt.	