
Product Datasheet

GALNT10 Antibody (orb1239767)

Description

GALNT10 Antibody

Species/Host

Rabbit

Reactivity

Human, Mouse, Rat

Conjugation

Unconjugated

Tested Applications

ELISA, IF, IHC-P, WB

Immunogen

GALNT10 antibody was raised against a 16 amino acid synthetic peptide near the amino terminus of human GALNT10. The immunogen is located within amino acids 80 - 130 of GALNT10.

Target

GALNT10

Preservatives

GALNT10 Antibody is supplied in PBS containing 0.02% sodium azide.

Form/Appearance

Liquid

Concentration

1 mg/mL

Storage

GALNT10 antibody can be stored at 4°C for three months and -20°C, stable for up to one year. As with all antibodies care should be taken to avoid repeated freeze thaw cycles. Antibodies should not be exposed to prolonged high temperatures.

Note

For research use only

Application notes

GALNT10 antibody can be used for detection of GALNT10 by Western blot at 1 - 2 µg/mL. Antibody can also be used for immunohistochemistry starting at 2.5 µg/mL. For immunofluorescence start at 20 µg/mL. Antibody validated: Western Blot in rat samples; Immunohistochemistry in human samples and Immunofluorescence in human samples. All other applications and species not yet tested.

Isotype

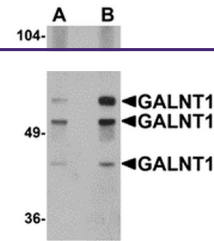
IgG

Clonality

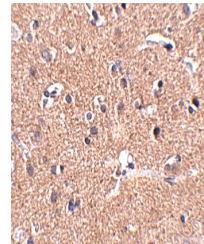
Polyclonal

Uniprot ID
[Q86SR1](#)
NCBI
[NP_938080](#)
Dilution Range


GALNT10 antibody can be used for detection of GALNT10 by Western blot at 1 - 2 µg/mL. Antibody can also be used for immunohistochemistry starting at 2.5 µg/mL. For immunofluorescence start at 20 µg/mL. Antibody validated: Western Blot in rat samples; Immunohistochemistry in human samples



Western blot analysis of GALNT10 in rat ...



Immunohistochemistry of GALNT10 in human...



Immunofluorescence of GALNT10 in human b...