
Product Datasheet

IL33 Antibody (orb1239657)

Description

IL33 Antibody

Species/Host

Rabbit

Reactivity

Human

Conjugation

Unconjugated

Tested Applications

ELISA, IF, WB

Immunogen

IL-33 antibody was raised against a 19 amino acid synthetic peptide from near the amino terminus of human IL-33. The immunogen is located within amino acids 50 - 100 of IL-33.

Target

IL33

Preservatives

IL-33 Antibody is supplied in PBS containing 0.02% sodium azide.

Form/Appearance

Liquid

Concentration

1 mg/mL

Storage

IL-33 antibody can be stored at 4°C for three months and -20°C, stable for up to one year. As with all antibodies care should be taken to avoid repeated freeze thaw cycles. Antibodies should not be exposed to prolonged high temperatures.

Note

For research use only

Application notes

IL-33 antibody can be used for the detection of IL-33 by Western blot at 1 - 2 µg/mL. Despite its predicted molecular weight, IL-33 will often run at higher molecular weight in SDS-PAGE. Antibody can also be used for immunocytochemistry starting at 20 µg/mL. For immunofluorescence start at 20 µg/mL. Antibody validated: Western Blot in human samples and Immunofluorescence in human samples. All other applications and species not yet tested.

Isotype

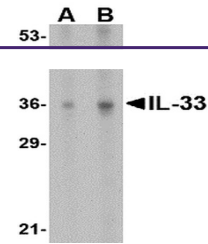
IgG

Clonality

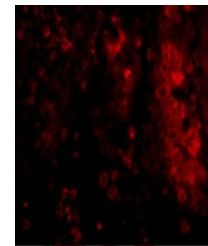
Polyclonal

Uniprot ID
[O95760](#)
NCBI
[NP_254274](#)
Dilution Range

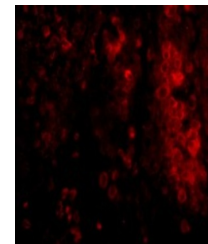
IL-33 antibody can be used for the detection of IL-33 by Western blot at 1 - 2 µg/mL. Despite its predicted molecular weight, IL-33 will often run at higher molecular weight in SDS-PAGE. Antibody can also be used for immunocytochemistry starting at 20 µg/mL.



Western blot analysis of IL-33 in human ...



Immunofluorescence of IL-33 in human lym...



Immunofluorescence of IL-33 in Human Lym...