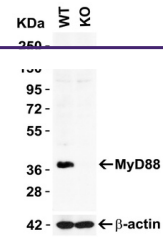
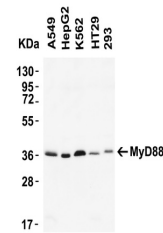

Product Datasheet

MYD88 Antibody (orb1239635)

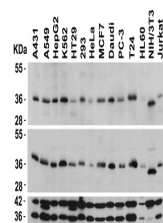
Description	MYD88 Antibody
Species/Host	Rabbit
Reactivity	Human, Mouse, Rat
Conjugation	Unconjugated
Tested Applications	ELISA, IF, IP, WB
Immunogen	Anti-MYD88 antibody (orb1239635) was raised against a peptide corresponding to 17 amino acids near carboxy terminus of human MYD88 isoform 1. The immunogen is located within the last 50 amino acids of MYD88.
Target	MYD88
Preservatives	MYD88 Antibody is supplied in PBS containing 0.02% sodium azide.
Form/Appearance	Liquid
Concentration	1 mg/mL
Storage	MYD88 antibody can be stored at 4°C for three months and -20°C, stable for up to one year. As with all antibodies care should be taken to avoid repeated freeze thaw cycles. Antibodies should not be exposed to prolonged high temperatures.
Note	For research use only
Isotype	IgG
Clonality	Polyclonal
MW	Predicted: 35kD Observed: 35kD
Uniprot ID	U70451
NCBI	AAB49967.1
Dilution Range	WB: 2 µg/mL; IF: 20 µg/mL. Antibody validated: Western Blot in human, mouse and rat samples; Immunofluorescence and Immunoprecipitation in human samples. All other applications and species not yet tested.
Expiration Date	12 months from date of receipt.



KO Validation in HeLa Cells. Loading: 10...



Western Blot Validation of MyD88 in huma...



Independent Antibody Validation (IAV) vi...