
Product Datasheet

TMEM173 Antibody (orb1239632)

Description

TMEM173 Antibody

Species/Host

Rabbit

Reactivity

Human, Mouse

Conjugation

Unconjugated

Tested Applications

ELISA, ICC, IF, WB

Immunogen

Anti-MPYS antibody (orb1239632) was raised against a peptide corresponding to 17 amino acids near the carboxy terminus of human MPYS. The immunogen is located within amino acids 260-310 of MPYS.

Target

TMEM173

Preservatives

MPYS Antibody is supplied in PBS containing 0.02% sodium azide.

Form/Appearance

Liquid

Concentration

1 mg/mL

Storage

MPYS antibody can be stored at 4°C up to one year. Antibodies should not be exposed to prolonged high temperatures.

Note

For research use only

Isotype

IgG

Clonality

Polyclonal

MW

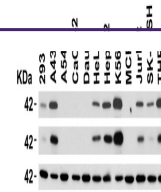
Predicted: 42kD Observed: 42 kD

Uniprot ID
[Q86WV6](#)
NCBI
[NP_938023](#)
Dilution Range

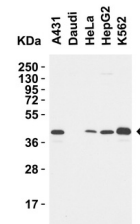
WB: 1-2 µg/mL; ICC: 5 µg/mL; IF: 20 µg/mL. Antibody validated: Western Blot in human and mouse samples; Immunocytochemistry and Immunofluorescence in mouse samples. All other applications and species not yet tested.

Expiration Date


12 months from date of receipt.



Independent Antibody Validation (IAV) vi...



Western Blot Validation in Human Cell Li...



Western Blot Validation in Human THP-1 C...