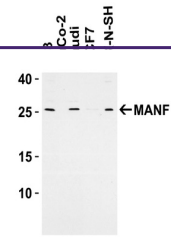


---

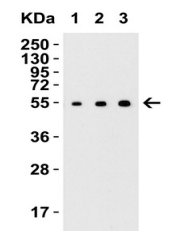
## Product Datasheet

### MANF Antibody (orb1239620)

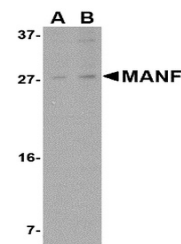
Description	MANF Antibody
<b>Species/Host</b>	Rabbit
<b>Reactivity</b>	Human, Mouse, Rat
<b>Conjugation</b>	Unconjugated
<b>Tested Applications</b>	ELISA, IF, IHC-P, WB
<b>Immunogen</b>	Anti-MANF antibody (orb1239620) was raised against a peptide corresponding to 12 amino acids near the amino terminus of human MANF. The immunogen is located within the first 50 amino acids of MANF.
<b>Target</b>	MANF
<b>Preservatives</b>	MANF Antibody is supplied in PBS containing 0.02% sodium azide.
<b>Form/Appearance</b>	Liquid
<b>Concentration</b>	1 mg/mL
<b>Storage</b>	MANF antibody can be stored at 4°C for three months and -20°C, stable for up to one year. As with all antibodies care should be taken to avoid repeated freeze thaw cycles. Antibodies should not be exposed to prolonged high temperatures.
<b>Note</b>	For research use only
<b>Isotype</b>	IgG
<b>Clonality</b>	Polyclonal
<b>MW</b>	Predicted: 20kD Observed: 26 kD
<b>Uniprot ID</b>	<a href="#">P55145</a>
<b>NCBI</b>	<a href="#">P55145</a>
<b>Dilution Range</b>	WB: 0.125-2 µg/mL; IHC: 2.5 µg/mL; IF: 20 µg/mL. Antibody validated: Western Blot in human and rat samples; Immunohistochemistry in human samples; Immunofluorescence in human samples. All other applications and species not yet tested.
<b>Expiration Date</b>	12 months from date of receipt.



Western Blot Validation in Human Cell Li...



Western Blot Validation with Recombinant...



Western Blot Validation in Rat Brain Tis...