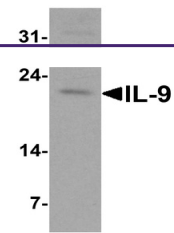

Product Datasheet

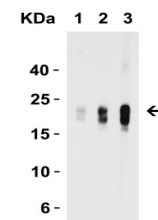
IL9 Antibody (orb1239508)

Description	IL9 Antibody
Species/Host	Rabbit
Reactivity	Human
Conjugation	Unconjugated
Tested Applications	ELISA, IF, IHC-P, WB
Immunogen	Anti-IL-9 antibody (orb1239508) was raised against a peptide corresponding to 16 amino acids near the carboxy terminus of human IL-9. The immunogen is located within the last 50 amino acids of IL-9.
Target	IL9
Preservatives	IL-9 Antibody is supplied in PBS containing 0.02% sodium azide.
Form/Appearance	Liquid
Concentration	1 mg/mL
Storage	IL-9 antibody can be stored at 4°C for three months and -20°C, stable for up to one year.
Note	For research use only
Isotype	IgG
Clonality	Polyclonal
MW	Predicted: 16kD Observed: 22 kD (Post-modification: 4 N-linked glycosylations)
Uniprot ID	P15248
NCBI	NP_000581
Dilution Range	WB: 1-4 µg/mL; IHC: 5 µg/mL; IF: 20 µg/mL. Antibody validated: Western Blot in human samples; Immunohistochemistry in human samples; Immunofluorescence in human samples. All other applications and species not yet tested.
Expiration Date	12 months from date of receipt.

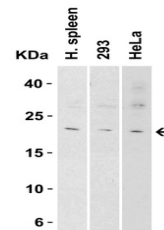


Western Blot Validation in Human Spleen

...



Western Blot Validation with Recombinant...



Western Blot Validation in Tissue and Ce...