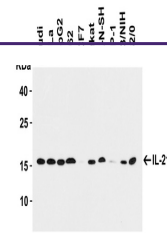
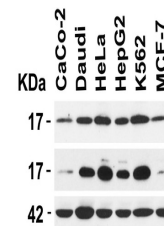

Product Datasheet

IL21 Antibody (orb1239478)

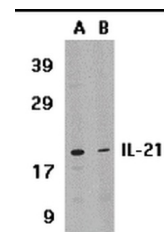
| | |
|----------------------------|---|
| Description | IL21 Antibody |
| Species/Host | Rabbit |
| Reactivity | Human, Mouse, Rat |
| Conjugation | Unconjugated |
| Tested Applications | ELISA, ICC, WB |
| Immunogen | Anti-IL-21 antibody (orb1239478) was raised against a peptide corresponding to 15 amino acids near the center of human IL-21 precursor. The immunogen is located within the last 50 amino acids of IL-21. |
| Target | IL21 |
| Preservatives | IL-21 Antibody is supplied in PBS containing 0.02% sodium azide. |
| Form/Appearance | Liquid |
| Concentration | 1 mg/ml |
| Storage | IL-21 antibody can be stored at 4°C for three months and -20°C, stable for up to one year. As with all antibodies care should be taken to avoid repeated freeze thaw cycles. Antibodies should not be exposed to prolonged high temperatures. |
| Note | For research use only |
| Isotype | IgG |
| Clonality | Polyclonal |
| MW | Predicted: 18kD Observed: 17 kD |
| Uniprot ID | Q9HBE4 |
| NCBI | NP_068575 |
| Dilution Range | WB: 1 µg/mL; ICC: 2 µg/mL. Antibody validated: Western Blot in human, mouse and rat samples; Immunocytochemistry in human samples. All other applications and species not yet tested. |
| Expiration Date | 12 months from date of receipt. |



Western Blot Validation in Human, Mouse ...



Independent Antibody Validation (IAV) vi...



Western Blot Validation in Human HL-60 C...