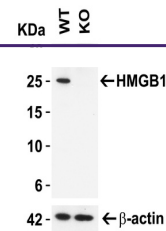
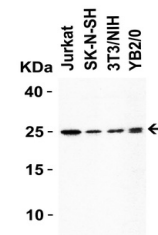

Product Datasheet

HMGB1 Antibody (orb1239440)

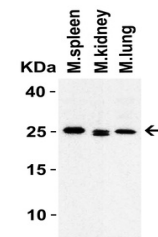
Description	HMGB1 Antibody
Species/Host	Rabbit
Reactivity	Human, Mouse, Rat
Conjugation	Unconjugated
Tested Applications	ELISA, IF, IHC-P, WB
Immunogen	Anti-HMGB1 antibody (orb1239440) was raised against a peptide corresponding to 19 amino acids near the center of human HMGB1. The immunogen is located within 70-120 amino acids of HMGB1.
Target	HMGB1
Preservatives	HMGB1 Antibody is supplied in PBS containing 0.02% sodium azide.
Form/Appearance	Liquid
Concentration	1 mg/mL
Storage	Antibody can be stored at 4°C up to one year. Antibodies should not be exposed to prolonged high temperatures
Note	For research use only
Isotype	IgG
Clonality	Polyclonal
MW	Predicted: 25 kDa Observed: 25 kDa
Uniprot ID	P09429
NCBI	NP_002119
Dilution Range	WB: 1 µg/mL; IHC: 1-2 µg/mL; IF: 20 µg/mL. Antibody validated: Western Blot in human, mouse and rat samples; Immunohistochemistry in human, mouse, and rat samples; Immunofluorescence in human samples. All other applications and species not yet tested.
Expiration Date	12 months from date of receipt.



KO Validation in HeLa Cells. Loading: 10...



WB Validation in Human, Mouse and Rat Ce...



WB Validation in Mouse Tissues. Loading:...