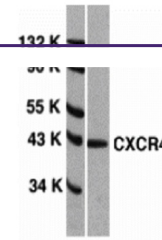
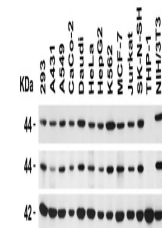

Product Datasheet

CXCR4 Antibody (orb1239315)

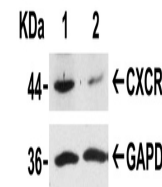
Description	CXCR4 Antibody
Species/Host	Rabbit
Conjugation	Unconjugated
Tested Applications	ELISA, IF, IHC, WB
Immunogen	Anti-CXCR4 antibody (orb1239315) was raised against a peptide corresponding to 15 amino acids near the center of human CXCR4 isoform b. The immunogen is located within amino acids 170-220 of CXCR4.
Target	CXCR4
Preservatives	CXCR4 Antibody is supplied in PBS containing 0.02% sodium azide.
Form/Appearance	Liquid
Concentration	1 mg/mL
Storage	CXCR4 antibody can be stored at 4°C for three months and -20°C, stable for up to one year. As with all antibodies care should be taken to avoid repeated freeze thaw cycles. Antibodies should not be exposed to prolonged high temperatures.
Note	For research use only
Isotype	IgG
Clonality	Polyclonal
MW	Predicted: 40kD Observed: 44kD (Post-modification: 2 N-linked glycosylation)
Uniprot ID	P61073
NCBI	NP_003458
Dilution Range	WB: 1 - 2 µg/mL; IHC-P: 5 µg/mL; IF: 4 µg/mL. Antibody validated: Western Blot in human, mouse, and rat samples; Immunohistochemistry and Immunofluorescence in human samples. All other applications and species not yet tested.
Expiration Date	12 months from date of receipt.



Western Blot Validation of CXCR4 in HeLa...



Independent Antibody Validation (IAV) vi...



Validation with CXCR4 siRNA Knockdown in...