
Product Datasheet

OTUD4 Antibody (orb1239305)

Description

OTUD4 Antibody

Species/Host

Rabbit

Reactivity

Human, Mouse, Rat

Conjugation

Unconjugated

Tested Applications

ELISA, ICC, IF, WB

Immunogen

OTUD4 antibody was raised against an 18 amino acid synthetic peptide near the carboxy terminus of human OTUD4. The immunogen is located within the last 50 amino acids of OTUD4.

Target

OTUD4

Preservatives

OTUD4 Antibody is supplied in PBS containing 0.02% sodium azide.

Form/Appearance

Liquid

Concentration

1 mg/mL

Storage

OTUD4 antibody can be stored at 4°C for three months and -20°C, stable for up to one year. As with all antibodies care should be taken to avoid repeated freeze thaw cycles. Antibodies should not be exposed to prolonged high temperatures.

Note

For research use only

Application notes

OTUD4 antibody can be used for detection of OTUD4 by Western blot at 0.25 - 0.5 µg/mL. Antibody can also be used for immunocytochemistry starting at 2.5 µg/mL. For immunofluorescence start at 20 µg/mL. Antibody validated: Western Blot in human samples; Immunocytochemistry in human samples and Immunofluorescence in human samples. All other applications and species not yet tested.

Isotype

IgG

Clonality

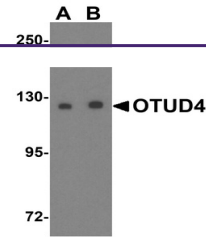
Polyclonal

MW


Predicted: 115, 123 kDa Observed: 125 kDa

Uniprot ID
[Q01804](#)
NCBI
[NP_001096123](#)
Dilution Range

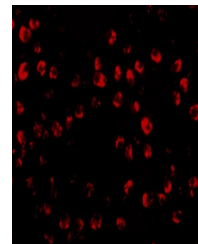
OTUD4 antibody can be used for detection of OTUD4 by Western blot at 0.25 - 0.5 µg/mL. Antibody can also be used for immunocytochemistry starting at 2.5 µg/mL. For immunofluorescence start at 20 µg/mL. Antibody validated: Western Blot in human



Western blot analysis of OTUD4 in Daudi ...



Immunocytochemistry of OTUD4 in Daudi ce...



Immunofluorescence of OTUD4 in Daudi cel...