
Product Datasheet

CD81 Antibody (orb1239281)

Description

CD81 Antibody

Species/Host

Rabbit

Reactivity

Human, Mouse, Rat

Conjugation

Unconjugated

Tested Applications

ELISA, IF, IHC-P, WB

Immunogen

CD81 antibody was raised against a 20 amino acid synthetic peptide near the amino terminus of human CD81. The immunogen is located within amino acids 30 - 80 of CD81.

Target

CD81

Preservatives

CD81 Antibody is supplied in PBS containing 0.02% sodium azide.

Form/Appearance

Liquid

Concentration

1 mg/mL

Storage

CD81 antibody can be stored at 4°C up to one year. Antibodies should not be exposed to prolonged high temperatures.

Note

For research use only

Application notes

CD81 antibody can be used for detection of CD81 by Western blot at 2.5 µg/mL. Antibody can also be used for immunohistochemistry starting at 2 µg/mL. For immunofluorescence start at 10 µg/mL. Antibody validated: Western Blot in human samples; Immunohistochemistry in human samples and Immunofluorescence in human samples. All other applications and species not yet tested.

Isotype

IgG

Clonality


Polyclonal

MW

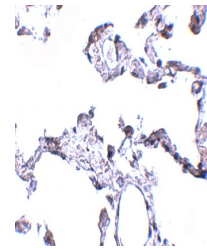
Predicted: 26 kDa Observed: 25 kDa

Uniprot ID
[P60033](#)
NCBI
[NP_004347](#)
Dilution Range

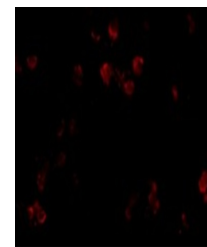
CD81 antibody can be used for detection of CD81 by Western blot at 2.5 µg/mL. Antibody can also be used for immunohistochemistry starting at 2 µg/mL. For immunofluorescence start at 10 µg/mL. Antibody validated: Western Blot in human samples; Immunohistochemistry in human samples and Immunofluorescence in human samples. All other



Western blot analysis of CD81 in human I...



Immunohistochemistry of CD81 in human lu...



Immunofluorescence of CD81 in A549 cells...