
Product Datasheet

CD80 Antibody (orb1239274)

Description

CD80 Antibody

Species/Host

Mouse

Reactivity

Human

Conjugation

Unconjugated

Tested

ELISA, FC, ICC, IF, IHC-P

Applications
Immunogen

CD80 antibody was raised against the extracellular domain of human CD80.

Target

CD80

Preservatives

CD80 Antibody is supplied in PBS containing 0.02% sodium azide and 50% glycerol.

Form/Appearance

Liquid

Concentration

1 mg/mL

Storage

CD80 antibody can be stored at 4°C for three months and -20°C, stable for up to one year. As with all antibodies care should be taken to avoid repeated freeze thaw cycles. Antibodies should not be exposed to prolonged high temperatures.

Note

For research use only

Application notes

CD80 antibody can be used for immunohistochemistry starting at 2 - 5 µg/mL. For immunofluorescence start at 5 µg/mL. Flow cytometry at 10 µg/ml. Antibody validated: Immunohistochemistry in human samples; Immunocytochemistry in human samples; Immunofluorescence in human samples and Flow Cytometry in mouse samples. All other applications and species not yet tested.

Isotype

IgG2b

Clonality

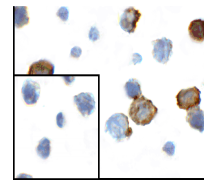
Monoclonal

MW

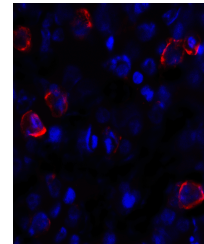
Predicted: 32 kDa Observed: 50 kDa

Uniprot ID
[P33681](#)
NCBI
[NP_005182](#)
Dilution Range

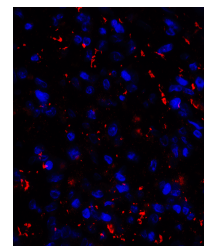
CD80 antibody can be used for immunohistochemistry starting at 2 - 5 µg/mL. For immunofluorescence start at 5 µg/mL. Flow cytometry at 10 µg/ml. Antibody validated: Immunohistochemistry in human samples; Immunocytochemistry in human samples; Immunofluorescence in human samples and Flow Cytometry in mouse samples. All other applications



Immunocytochemistry of CD80 in transfect...



Immunofluorescence of CD80 in transfected...



Immunofluorescence of CD80 in human stom...