
Product Datasheet

PDCD5 Antibody (orb1239272)

Description

PDCD5 Antibody

Species/Host

Rabbit

Reactivity

Human, Mouse, Rat

Conjugation

Unconjugated

Tested Applications

ELISA, ICC, IF, WB

Immunogen

PDCD5 antibody was raised against a 21 amino acid synthetic peptide from near the carboxy terminus of human PDCD5. The immunogen is located within the last 50 amino acids of PDCD5.

Target

PDCD5

Preservatives

PDCD5 Antibody is supplied in PBS containing 0.02% sodium azide.

Form/Appearance

Liquid

Concentration

1 mg/mL

Storage

PDCD5 antibody can be stored at 4°C for three months and -20°C, stable for up to one year. As with all antibodies care should be taken to avoid repeated freeze thaw cycles. Antibodies should not be exposed to prolonged high temperatures.

Note

For research use only

Application notes

PDCD5 antibody can be used for detection of PDCD5 by Western blot at 1 µg/mL. Antibody can also be used for immunocytochemistry starting at 2 µg/mL. For immunofluorescence start at 10 µg/mL. Antibody validated: Western Blot in mouse samples; Immunocytochemistry in human samples and Immunofluorescence in human samples. All other applications and species not yet tested.

Isotype

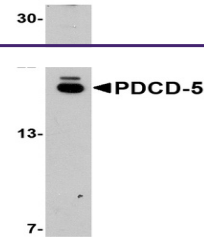
IgG

Clonality


Polyclonal

Uniprot ID
[O14737](#)
NCBI
[CAG33215](#)
Dilution Range

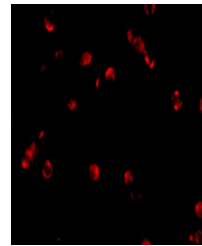
PDCD5 antibody can be used for detection of PDCD5 by Western blot at 1 µg/mL. Antibody can also be used for immunocytochemistry starting at 2 µg/mL. For immunofluorescence start at 10 µg/mL. Antibody validated: Western Blot in mouse samples; Immunocytochemistry in human samples and



Western blot analysis of PDCD5 in EL4 ce...



Immunocytochemistry of PDCD5 in Jurkat c...



Immunofluorescence of PDCD5 in Jurkat ce...