
Product Datasheet

CD276 Antibody (orb1239244)

Description

CD276 Antibody

Species/Host

Mouse

Reactivity

Human

Conjugation

Unconjugated

Tested Applications

ELISA, FC, ICC, IF, IHC-P, WB

Immunogen

B7-H3 antibody was raised against the extracellular domain of human B7-H3

Target

CD276

Preservatives

B7-H3 Antibody is supplied in PBS containing 0.02% sodium azide and 50% glycerol.

Form/Appearance

Liquid

Concentration

1 mg/mL

Storage

B7-H3 antibody can be stored at 4°C for three months and -20°C, stable for up to one year. As with all antibodies care should be taken to avoid repeated freeze thaw cycles. Antibodies should not be exposed to prolonged high temperatures.

Note

For research use only

Application notes

B7-H3 antibody can be used for detection of B7-H3 by Western blot at 0.25 µg/mL. Antibody can also be used for immunohistochemistry starting at 2 µg/mL and Immunocytochemistry starting at 1 µg/mL. For immunofluorescence start at 10 µg/mL. Flow cytometry at 1 µg/ml. Antibody validated: Western Blot in human samples; Immunohistochemistry in human samples; Immunocytochemistry in human samples; Immunofluorescence in human samples and Flow Cytometry in human samples. All other applications and species not yet tested.

Isotype

IgG1,k

Clonality

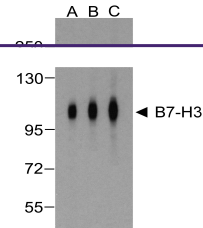
Monoclonal

MW

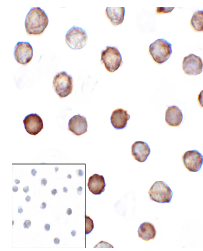
Predicted: 57 kDa Observed: 100 kDa

Uniprot ID
[Q5ZPR3](#)
NCBI
[NP_001019907](#)
Dilution Range

B7-H3 antibody can be used for detection of B7-H3 by Western blot at 0.25 µg/mL. Antibody can also be used for immunohistochemistry starting at 2 µg/mL and Immunocytochemistry starting at 1 µg/mL. For

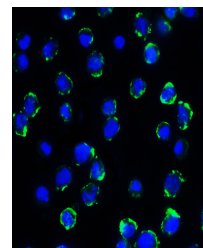


Western blot analysis of B7-H3 in HEK293...



Immunocytochemistry of B7-H3 in HEK293

...



Immunofluorescence of B7-H3 in HEK293

ce...