

---

## Product Datasheet

### PIAS2 Antibody (orb1239236)

**Description**

PIAS2 Antibody

**Species/Host**

Rabbit

**Reactivity**

Human, Mouse, Rat

**Conjugation**

Unconjugated

**Tested Applications**

ELISA, IF, IHC-P, WB

**Immunogen**

PIAS2 antibody was raised against a 18 amino acid synthetic peptide near the amino terminus of human PIAS2. The immunogen is located within amino acids 110 - 160 of PIAS2.

**Target**

PIAS2

**Preservatives**

PIAS2 Antibody is supplied in PBS containing 0.02% sodium azide.

**Form/Appearance**

Liquid

**Concentration**

1 mg/mL

**Storage**

PIAS2 antibody can be stored at 4°C for three months and -20°C, stable for up to one year. As with all antibodies care should be taken to avoid repeated freeze thaw cycles. Antibodies should not be exposed to prolonged high temperatures.

**Note**

For research use only

**Application notes**

PIAS2 antibody can be used for detection of PIAS2 by Western blot at 1 - 2 µg/mL. Antibody can also be used for immunohistochemistry starting at 5 µg/mL. For immunofluorescence start at 20 µg/mL. Antibody validated: Western Blot in rat samples; Immunohistochemistry in rat samples and Immunofluorescence in rat samples. All other applications and species not yet tested.

**Isotype**

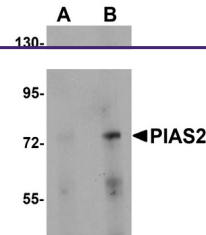
IgG

**Clonality**

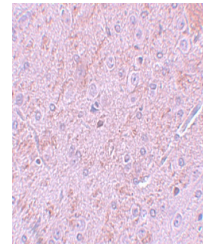
Polyclonal

**Uniprot ID**
**O75928**
**NCBI**
**EAX01485**
**Dilution Range**

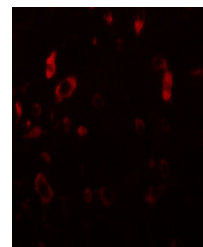
PIAS2 antibody can be used for detection of PIAS2 by Western blot at 1 - 2 µg/mL. Antibody can also be used for immunohistochemistry starting at 5 µg/mL. For immunofluorescence start at 20 µg/mL. Antibody validated: Western Blot in rat samples; Immunohistochemistry in rat samples and



Western blot analysis of PIAS2 in rat br...



Immunohistochemistry of PIAS2 in rat bra...



Immunofluorescence of PIAS2 in rat brain...