

---

## Product Datasheet

### PTK7 Antibody (orb1239173)

**Description**

PTK7 Antibody

**Species/Host**

Rabbit

**Reactivity**

Human, Mouse, Rat

**Conjugation**

Unconjugated

**Tested Applications**

ELISA, IF, IHC-P, WB

**Immunogen**

PTK7 antibody was raised against a 18 amino acid synthetic peptide from near the carboxy terminus of human PTK7. The immunogen is located within amino acids 880 - 930 of PTK7.

**Target**

PTK7

**Preservatives**

PTK7 Antibody is supplied in PBS containing 0.02% sodium azide.

**Form/Appearance**

Liquid

**Concentration**

1 mg/mL

**Storage**

PTK7 antibody can be stored at 4°C for three months and -20°C, stable for up to one year. As with all antibodies care should be taken to avoid repeated freeze thaw cycles. Antibodies should not be exposed to prolonged high temperatures.

**Note**

For research use only

**Application notes**

PTK7 antibody can be used for detection of PTK7 by Western blot at 1 µg/mL. Antibody can also be used for immunohistochemistry starting at 2.5 µg/mL. For immunofluorescence start at 20 µg/mL. Antibody validated: Western Blot in human, mouse, and rat samples; Immunohistochemistry in human samples and Immunofluorescence in human samples. All other applications and species not yet tested.

**Isotype**

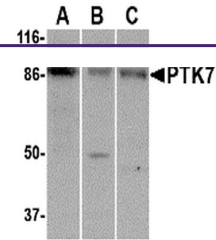
IgG

**Clonality**

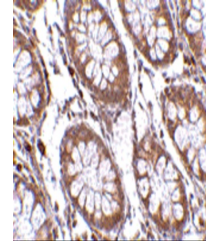
Polyclonal

**Uniprot ID**
[Q13308](#)
**NCBI**
[AAH71557](#)
**Dilution Range**

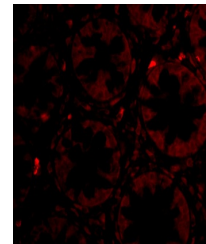
PTK7 antibody can be used for detection of PTK7 by Western blot at 1 µg/mL. Antibody can also be used for immunohistochemistry starting at 2.5 µg/mL. For immunofluorescence start at 20 µg/mL. Antibody validated: Western Blot in human, mouse, and rat samples; Immunohistochemistry in human samples



Western blot analysis of PTK7 in (A) hum...



Immunohistochemistry of PTK7 in human co...



Immunofluorescence of PTK7 in Human Colo...