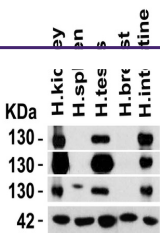
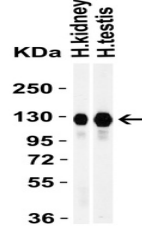
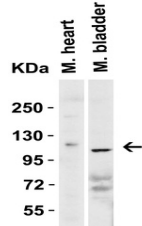

Product Datasheet

ACE2 Antibody (orb1239148)

Description	ACE2 Antibody	
Species/Host	Rabbit	
Reactivity	Human, Mouse, Rat	
Conjugation	Unconjugated	
Tested Applications	ELISA, IF, IHC-P, WB	Independent Antibody Validation (IAV) vi...
Immunogen	Anti-ACE2 antibody (orb1239148) was raised against a peptide corresponding to 14 amino acids near the amino terminus of human ACE2. The immunogen is located within the first 50 amino acids of ACE2.	
Target	ACE2	
Preservatives	ACE2 Antibody is supplied in PBS containing 0.02% sodium azide.	
Form/Appearance	Liquid	
Concentration	1 mg/mL	
Storage	ACE2 antibody can be stored at 4°C up to one year. Antibodies should not be exposed to prolonged high temperatures.	
Note	For research use only	Western Blot Validation in Human Tissues...
Isotype	IgG	
Clonality	Polyclonal	
MW	Predicted: 93kD Observed: 130 kD (7 N-linked glycosylation)	
Uniprot ID	Q9BYF1	Western Blot Validation in Mouse Tissues...
NCBI	NP_068576	
Dilution Range	WB: 1-2 µg/mL; IHC: 2 µg/mL; IF: 10 µg/mL. Antibody validated: Western Blot in human, mouse and rat samples; Immunohistochemistry in human samples; Immunofluorescence in human samples. All other applications and species not yet tested.	
Expiration Date	12 months from date of receipt.	