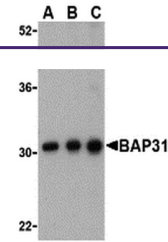


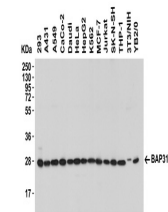
Product Datasheet

BCAP31 Antibody (orb1239065)

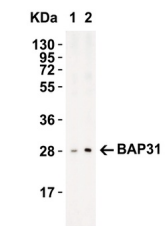
Description	BCAP31 Antibody
Species/Host	Rabbit
Reactivity	Human, Mouse, Rat
Conjugation	Unconjugated
Tested Applications	ELISA, IHC-P, WB
Immunogen	Anti-BAP31 antibody (orb1239065) was raised against a peptide corresponding to 17 amino acids near the carboxy terminus of human BAP31. The immunogen is located within the last 50 amino acids of BAP31.
Target	BCAP31
Preservatives	BAP31 Antibody is supplied in PBS containing 0.02% sodium azide.
Form/Appearance	Liquid
Concentration	1 mg/mL
Storage	BAP31 antibody can be stored at 4°C for three months and -20°C, stable for up to one year. As with all antibodies care should be taken to avoid repeated freeze thaw cycles. Antibodies should not be exposed to prolonged high temperatures.
Note	For research use only
Isotype	IgG
Clonality	Polyclonal
MW	Predicted: 28kD Observed: 28kD
Uniprot ID	P51572
NCBI	NP_005736
Dilution Range	WB: 0.5-2 µg/mL; IHC: 2 µg/mL. Antibody validated: Western Blot in human, mouse and rat samples; Immunohistochemistry in rat samples. All other applications and species not yet tested.
Expiration Date	12 months from date of receipt.



Western Blot Validation in Ramos Cell Ly...



Western Blot Validation in Human, Mouse ...



Western Blot Validation in Rat Lung Tiss...