
Product Datasheet

SOX4 Antibody (orb1238912)

Description

SOX4 Antibody

Species/Host

Rabbit

Reactivity

Human, Mouse, Rat

Conjugation

Unconjugated

Tested Applications

ELISA, IF, IHC-P, WB

Immunogen

SOX4 antibody was raised against a 16 amino acid peptide near the amino terminus of human SOX4. The immunogen is located within the first 50 amino acids of SOX4.

Target

SOX4

Preservatives

SOX4 antibody is supplied in PBS containing 0.02% sodium azide.

Form/Appearance

Liquid

Concentration

1 mg/mL

Storage

SOX4 antibody can be stored at 4°C for three months and -20°C, stable for up to one year.

Note

For research use only

Application notes

SOX4 antibody can be used for detection of SOX4 by Western blot at 1 - 2 µg/mL. Antibody can also be used for immunohistochemistry starting at 5 µg/mL. For immunofluorescence start at 20 µg/mL. Antibody validated: Western Blot in human samples; Immunohistochemistry in rat samples and Immunofluorescence in rat samples. All other applications and species not yet tested.

Isotype

IgG

Clonality

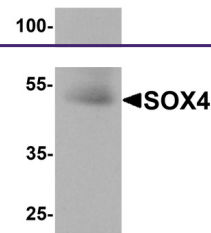
Polyclonal

MW

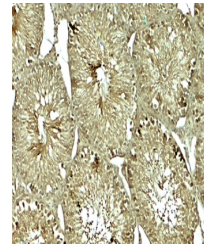
Predicted: 52 kDa Observed: 520 kDa

Uniprot ID
[Q06945](#)
NCBI
[NP_003098](#)
Dilution Range

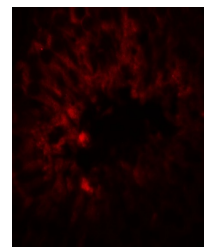
SOX4 antibody can be used for detection of SOX4 by Western blot at 1 - 2 µg/mL. Antibody can also be used for immunohistochemistry starting at 5 µg/mL. For immunofluorescence start at 20 µg/mL. Antibody validated: Western Blot in human samples; Immunohistochemistry in rat samples and Immunofluorescence in rat samples. All other applications and species not yet tested.



Western blot analysis of SOX4 in human t...



Immunohistochemistry of SOX4 in rat test...



Immunofluorescence of SOX4 in rat testis...