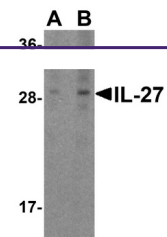
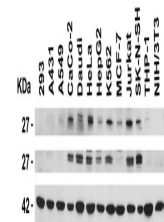

Product Datasheet

IL27 Antibody (orb1238893)

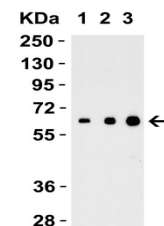
Description	IL27 Antibody
Species/Host	Rabbit
Reactivity	Human, Mouse
Conjugation	Unconjugated
Tested Applications	ELISA, ICC, WB
Immunogen	Anti-IL-27 antibody (orb1238893) was raised against a peptide corresponding to 16 amino acids near the amino terminus of human IL-27. The immunogen is located within the first 50 amino acids of IL-27.
Target	IL27
Preservatives	IL-27 Antibody is supplied in PBS containing 0.02% sodium azide.
Form/Appearance	Liquid
Concentration	1 mg/mL
Storage	IL-27 antibody can be stored at 4°C for three months and -20°C, stable for up to one year. As with all antibodies care should be taken to avoid repeated freeze thaw cycles. Antibodies should not be exposed to prolonged high temperatures.
Note	For research use only
Isotype	IgG
Clonality	Polyclonal
MW	Predicted: 28 kDa Observed: 28 kDa
Uniprot ID	Q8NEV9
NCBI	NP_663634
Dilution Range	WB: 0.5 - 4 µg/mL; ICC: 10 µg/mL. Antibody validated: Western Blot in human and mouse samples; Immunocytochemistry in mouse samples. All other applications and species not yet tested.
Expiration Date	12 months from date of receipt.



Western Blot Validation in Mouse A20 Cel...



Independent Antibody Validation (IAV) vi...



Recombinant Protein Validation. Loading:...