

Product Datasheet

TCTN3 Antibody (orb1238830)

Description

TCTN3 Antibody

Species/Host

Rabbit

Reactivity

Human, Mouse, Rat

Conjugation

Unconjugated

Tested Applications

ELISA, IF, IHC-P, WB

Immunogen

TCTN3 antibody was raised against a 17 amino acid synthetic peptide near the carboxy terminus of human TCTN3. The immunogen is located within amino acids 540 - 590 of TCTN3.

Target

TCTN3

Preservatives

TCTN3 Antibody is supplied in PBS containing 0.02% sodium azide.

Form/Appearance

Liquid

Concentration

1 mg/mL

Storage

TCTN3 antibody can be stored at 4°C for three months and -20°C, stable for up to one year. As with all antibodies care should be taken to avoid repeated freeze thaw cycles. Antibodies should not be exposed to prolonged high temperatures.

Note

For research use only

Application notes

TCTN3 antibody can be used for detection of TCTN3 by Western blot at 1 - 2 µg/mL. Antibody can also be used for immunohistochemistry starting at 4 µg/mL. For immunofluorescence start at 20 µg/mL. Antibody validated: Western Blot in human samples; Immunocytochemistry in human samples and Immunofluorescence in human samples. All other applications and species not yet tested.

Isotype

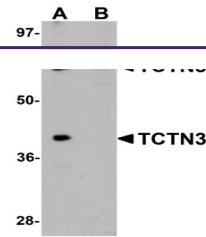
IgG

Clonality

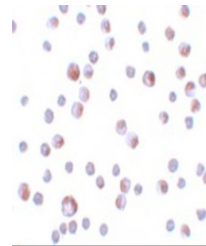
Polyclonal

Uniprot ID
[Q6NUS6](#)
NCBI
[NP_056446](#)
Dilution Range

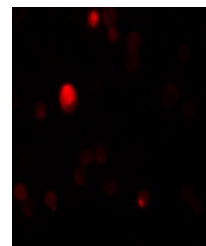
TCTN3 antibody can be used for detection of TCTN3 by Western blot at 1 - 2 µg/mL. Antibody can also be used for immunohistochemistry starting at 4 µg/mL. For immunofluorescence start at 20 µg/mL. Antibody validated: Western Blot in human samples; Immunocytochemistry in human samples and



Western blot analysis of TCTN3 in HeLa c...



Immunocytochemistry of TCTN3 in HeLa cel...



Immunofluorescence of TCTN3 in HeLa cell...