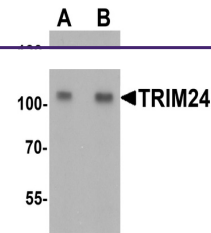
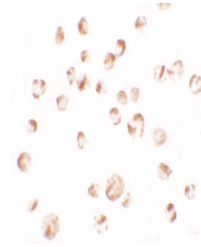

Product Datasheet

TRIM24 Antibody (orb1238685)

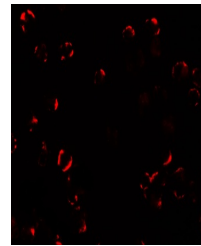
Description	TRIM24 Antibody
Species/Host	Rabbit
Reactivity	Human, Mouse, Rat
Conjugation	Unconjugated
Tested Applications	ELISA, ICC, IF, WB
Immunogen	TRIM24 antibody was raised against a 19 amino acid peptide near the center of human TRIM24. The immunogen is located within amino acids 530 - 580 of TRIM24.
Target	TRIM24
Preservatives	TRIM24 Antibody is supplied in PBS containing 0.02% sodium azide.
Form/Appearance	Liquid
Concentration	1 mg/mL
Storage	TRIM24 antibody can be stored at 4°C for three months and -20°C, stable for up to one year.
Note	For research use only
Application notes	TRIM24 antibody can be used for detection of TRIM24 by Western blot at 0.5 - 1 µg/mL. Antibody validated: Western Blot in human samples; Immunocytochemistry in mouse samples and Immunofluorescence in mouse samples. All other applications and species not yet tested.
Isotype	IgG
Clonality	Polyclonal
MW	Predicted: 112, 116 Observed: 108, 1 of 2 isoforms
Uniprot ID	O15164
NCBI	NP_056989
Dilution Range	TRIM24 antibody can be used for detection of TRIM24 by Western blot at 0.5 - 1 µg/mL. Antibody validated: Western Blot in human samples; Immunocytochemistry in mouse samples and Immunofluorescence in mouse samples. All other applications and species not yet tested.
Expiration Date	12 months from date of receipt.



Western blot analysis of TRIM24 in A431 ...



Immunocytochemistry of TRIM24 in EL4 cel...



Immunofluorescence of TRIM24 in EL4 cell...