
Product Datasheet

TTBK1 Antibody (orb1238651)

Description

TTBK1 Antibody

Species/Host

Rabbit

Reactivity

Human, Mouse

Conjugation

Unconjugated

Tested

ELISA, IF, IHC-P, WB

Applications
Immunogen

TTBK1 antibody was raised against a 16 amino acid synthetic peptide near the carboxy terminus of human TTBK1. The immunogen is located within amino acids 1190 - 1240 of TTBK1.

Target

TTBK1

Preservatives

TTBK1 Antibody is supplied in PBS containing 0.02% sodium azide.

Form/Appearance

Liquid

Concentration

1 mg/mL

Storage

TTBK1 antibody can be stored at 4°C for three months and -20°C, stable for up to one year. As with all antibodies care should be taken to avoid repeated freeze thaw cycles. Antibodies should not be exposed to prolonged high temperatures.

Note

For research use only

Application notes

TTBK1 antibody can be used for detection of TTBK1 by Western blot at 1 µg/mL. Antibody can also be used for immunohistochemistry starting at 2.5 µg/mL. For immunofluorescence start at 20 µg/mL. Antibody validated: Western Blot in human samples; Immunohistochemistry in mouse samples and Immunofluorescence in human samples. All other applications and species not yet tested.

Isotype

IgG

Clonality

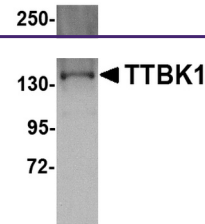
Polyclonal

MW

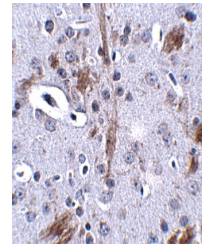
Predicted: 145, 151 kDa Observed: 140 kDa

Uniprot ID
[Q5TCY1](#)
NCBI
[Q5TCY1](#)
Dilution Range

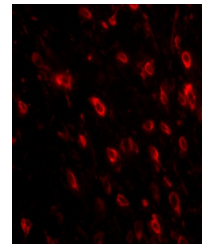
TTBK1 antibody can be used for detection of TTBK1 by Western blot at 1 µg/mL. Antibody can also be used for immunohistochemistry starting at 2.5 µg/mL. For immunofluorescence start at 20 µg/mL. Antibody validated: Western Blot in human



Western blot analysis of TTBK1 in Jurkat...



Immunohistochemistry of TTBK1 in mouse b...



Immunofluorescence of TTBK1 in Human Bra...