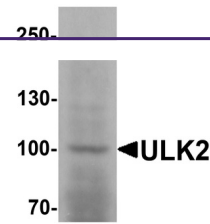
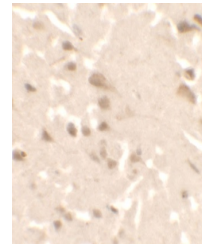

Product Datasheet

ULK2 Antibody (orb1238632)

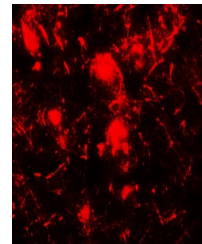
| | |
|----------------------------|---|
| Description | ULK2 Antibody |
| Species/Host | Rabbit |
| Reactivity | Human |
| Conjugation | Unconjugated |
| Tested Applications | ELISA, IF, IHC-P, WB |
| Immunogen | ULK2 antibody was raised against a 17 amino acid peptide near the center of human ULK2 .The immunogen is located within amino acids 480 - 530 of ULK2. |
| Target | ULK2 |
| Preservatives | ULK2 Antibody is supplied in PBS containing 0.02% sodium azide. |
| Form/Appearance | Liquid |
| Concentration | 1 mg/mL |
| Storage | ULK2 antibody can be stored at 4°C for three months and -20°C, stable for up to one year. |
| Note | For research use only |
| Application notes | ULK2 Antibody can be used for detection of ULK2 by Western blot at 1 µg/mL.Antibody validated: Western Blot in human samples; Immunohistochemistry in human samples and Immunofluorescence in human samples. All other applications and species not yet tested. |
| Isotype | IgG |
| Clonality | Polyclonal |
| MW | Predicted: 105, 114 kDa Observed: 100 kDa |
| Uniprot ID | Q8IYT8 |
| NCBI | NP_055498 |
| Dilution Range | ULK2 Antibody can be used for detection of ULK2 by Western blot at 1 µg/mL.Antibody validated: Western Blot in human samples; Immunohistochemistry in human samples and Immunofluorescence in human samples. All other applications and species not yet tested. |
| Expiration Date | 12 months from date of receipt. |



Western blot analysis of ULK2 in human b...



Immunohistochemistry of ULK2 in human br...



Immunofluorescence of ULK2 in human brai...