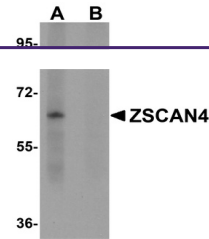
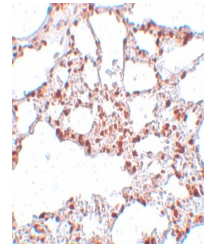

Product Datasheet

ZSCAN4 Antibody (orb1238523)

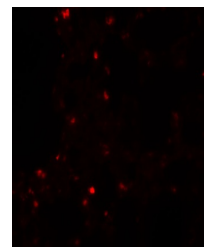
Description	ZSCAN4 Antibody
Species/Host	Rabbit
Reactivity	Human, Mouse, Rat
Conjugation	Unconjugated
Tested Applications	ELISA, IF, IHC-P, WB
Immunogen	ZSCAN4 antibody was raised against an 18 amino acid synthetic peptide near the carboxy terminus of human ZSCAN4. The immunogen is located within amino acids 370 - 420 of ZSCAN4.
Target	ZSCAN4
Preservatives	ZSCAN4 Antibody is supplied in PBS containing 0.02% sodium azide.
Form/Appearance	Liquid
Concentration	1 mg/mL
Storage	ZSCAN4 antibody can be stored at 4°C up to one year. Antibodies should not be exposed to prolonged high temperatures.
Note	For research use only
Application notes	ZSCAN4 antibody can be used for detection of ZSCAN4 by Western blot. Antibody can also be used for immunohistochemistry starting at 5 µg/mL. For immunofluorescence start at 20 µg/mL. Antibody validated: Western Blot in mouse samples; Immunohistochemistry in rat samples and Immunofluorescence in rat samples. All other applications and species not yet tested.
Isotype	IgG
Clonality	Polyclonal
MW	Predicted: 48 kDa Observed: 64 kDa
Uniprot ID	Q8NAM6
NCBI	NP_689890.1
Dilution Range	ZSCAN4 antibody can be used for detection of ZSCAN4 by Western blot. Antibody can also be used for immunohistochemistry starting at 5 µg/mL. For immunofluorescence start at 20 µg/mL. Antibody validated: Western Blot in mouse samples; Immunohistochemistry in rat samples and Immunofluorescence in rat samples. All other



Western blot analysis of ZSCAN4 in mouse...



Immunohistochemistry of ZSCAN4 in rat lu...



Immunofluorescence of ZSCAN4 in Rat Lung...