

---

## Product Datasheet

### NCOA4 Antibody (orb1238076)

**Description**

NCOA4 Antibody

**Species/Host**

Rabbit

**Reactivity**

Human, Mouse, Rat

**Conjugation**

Unconjugated

**Tested Applications**

ELISA, IF, IHC, WB

**Immunogen**

Anti-NCOA4 antibody (orb1238076) was raised against a peptide corresponding to 13 amino acids near the center of human NCOA4. The immunogen is located within 420-470 amino acids of NCOA4.

**Target**

NCOA4

**Preservatives**

NCOA4 Antibody is supplied in PBS containing 0.02% sodium azide.

**Form/Appearance**

Liquid

**Concentration**

1 mg/mL

**Storage**

NCOA4 antibody can be stored at 4°C for three months and -20°C, stable for up to one year. As with all antibodies care should be taken to avoid repeated freeze thaw cycles. Antibodies should not be exposed to prolonged high temperatures.

**Note**

For research use only

**Isotype**

IgG

**Clonality**

Polyclonal

**MW**

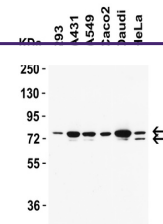
Predicted: 70-74 kD Observed: 70-74 kD

**Uniprot ID**
[Q13772](#)
**NCBI**
[Q13772](#)
**Dilution Range**

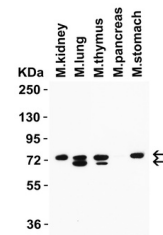
WB: 0.5-1 µg/mL; IHC: 1 µg/mL; IF: 20 µg/mL. Antibody validated: Western Blot in human, mouse and rat samples; Immunofluorescence in human samples and Immunohistochemistry in human, mouse and rat samples. All other applications and species not yet tested.

**Expiration Date**

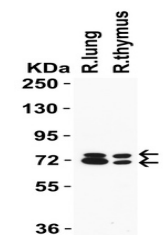
12 months from date of receipt.



Western Blot Validation in Human Cell Li...



Western Blot Validation in Mouse Tissues...



Western Blot Validation in Rat Tissues.

...