
Product Datasheet

PEX10 Antibody (orb1238073)

Description

PEX10 Antibody

Species/Host

Rabbit

Reactivity

Human, Mouse, Rat

Conjugation

Unconjugated

Tested Applications

ELISA, IF, WB

Immunogen

Anti-PEX10 antibody (orb1238073) was raised against a peptide corresponding to 10 amino acids near the carboxyl terminus of human PEX10. The immunogen is located within last 50 amino acids of PEX10.

Target

PEX10

Preservatives

PEX10 Antibody is supplied in PBS containing 0.02% sodium azide.

Form/Appearance

Liquid

Concentration

1 mg/mL

Storage

PEX10 antibody can be stored at 4 °C for three months and -20 °C, stable for up to one year. As with all antibodies care should be taken to avoid repeated freeze thaw cycles. Antibodies should not be exposed to prolonged high temperatures.

Note

For research use only

Isotype

IgG

Clonality

Polyclonal

MW

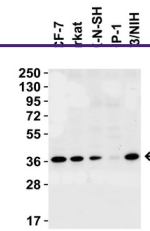
Predicted: 37kD Observed: 37 kD

Uniprot ID
[O60683](https://www.uniprot.org/entry/O60683)
NCBI
[O60683](https://www.ncbi.nlm.nih.gov/nuccore/O60683)
Dilution Range

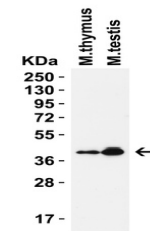
WB: 4 µg/mL; IF: 20 µg/mL. Antibody validated: Western Blot in human, mouse and rat samples; Immunofluorescence in human, mouse and rat samples. All other applications and species not yet tested.

Expiration Date

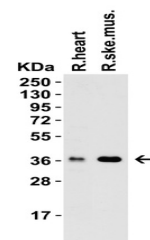
12 months from date of receipt.



WB Validation in Human and Mouse Cell Li...



WB Validation in Mouse Tissues. Loading:...



WB Validation in Rat Tissues. Loading: 1...