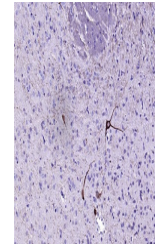


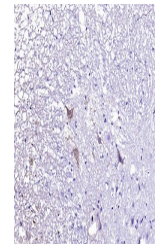
Product Datasheet

Peripherin antibody (orb1227219)

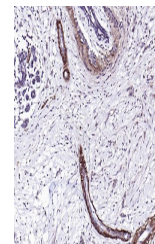
Description	Peripherin antibody
Species/Host	Rabbit
Reactivity	Human, Mouse, Rat
Conjugation	Unconjugated
Tested Applications	IHC-P, WB
Immunogen	Recombinant human Peripherin protein (1-470/470 aa)
Target	Peripherin
Preservatives	0.01M TBS(pH7.4) with 1% rAlbumin, 0.03% Proclin300 and 50% Glycerol.
Form/Appearance	Liquid
Concentration	1mg/ml
Storage	Maintain refrigerated at 2-8°C for up to 2 weeks. For long term storage store at -20°C in small aliquots to prevent freeze-thaw cycles.
Note	For research use only
Isotype	IgG
Clonality	Polyclonal
MW	54 kDa
Uniprot ID	P41219
Dilution Range	WB=1:500-2000, IHC-P=1:400-800
Expiration Date	12 months from date of receipt.



IHC-P analysis of rat brain using Periph...



IHC-P analysis of mouse spinal cord usin...



IHC-P analysis of human colon carcinoma ...