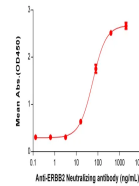


## Product Datasheet

### Her2 Antibody (orb1173652)

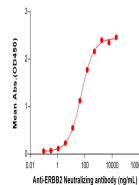
<b>Description</b>	Anti-Her2 (trastuzumab biosimilar)mAb
<b>Species/Host</b>	Human
<b>Reactivity</b>	Human
<b>Conjugation</b>	Unconjugated
<b>Tested Applications</b>	ELISA, FC
<b>Target</b>	Her2
<b>Form/Appearance</b>	Powder
<b>Storage</b>	Maintain refrigerated at 2-8°C for up to 2 weeks. For long term storage store at -20°C in small aliquots to prevent freeze-thaw cycles.
<b>Note</b>	For research use only
<b>Application notes</b>	Lyophilized from sterile PBS, pH 7.4. Normally 5 % - 8% trehalose is added as protectants before lyophilization. Please see Certificate of Analysis for specific instructions of reconstitution.
<b>Isotype</b>	IgG1
<b>Clonality</b>	Recombinant
<b>Uniprot ID</b>	<b>P04626</b>
<b>Hazard Information</b>	Non-Toxic
<b>Dilution Range</b>	ELISA 1:5000-10000 Flow Cyt 1:100
<b>Expiration Date</b>	12 months from date of receipt.

Anti-ERBB2 (trastuzumab biosimilar) mAb ELISA  
0.1 µg of Human ERBB2, 10 µg of protein per well

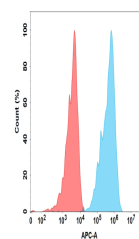


Line graph illustrates about the Ag-Ab r...

Anti-ERBB2 (trastuzumab biosimilar) mAb ELISA  
0.1 µg of Human Her2, 10 µg of protein per well



Line graph illustrates about the Ag-Ab r...



Flow cytometry analysis of Expi293 cells...