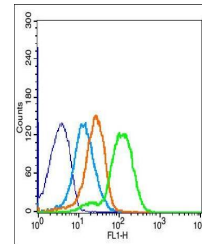


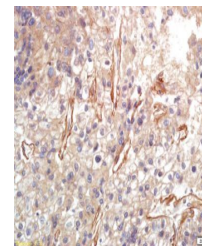
Product Datasheet

VCAM1 antibody (orb11550)

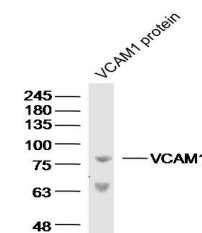
Description	VCAM1 antibody
Species/Host	Rabbit
Reactivity	Human, Mouse
Conjugation	Unconjugated
Tested Applications	FC, IHC-P, WB
Immunogen	Recombinant Mouse VCAM 1 protein
Target	VCAM1
Preservatives	0.01M TBS(pH7.4) with 1% rAlbumin, 0.03% Proclin300 and 50% Glycerol.
Form/Appearance	Liquid
Concentration	1mg/ml
Storage	Shipped at 4°C. Store at -20 °C for one year. Avoid repeated freeze/thaw cycles.
Note	For research use only
Isotype	IgG
Clonality	Polyclonal
MW	81 kDa
Uniprot ID	P19320
Dilution Range	WB=1:500-2000, IHC-P=1:100-500, Flow-Cyt=1µg/Test, IHC-F=1:100-500, IF=1:100-500, ELISA=1:5000-10000
Expiration Date	12 months from date of receipt.



Flow cytometric analysis of Mouse spleen...



Immunohistochemical staining of human lu...



Western blot analysis of Human VCAM1 pro...