

Product Datasheet

**Integrin linked ILK Antibody (monoclonal, 3C7E1)
(orb1152383)**

Description

Integrin linked ILK Antibody (monoclonal,


Species/Host

Mouse

Reactivity

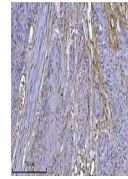
Human, Mouse, Rat

Conjugation

Unconjugated

Tested Applications

IHC, WB



IHC analysis of Integrin linked ILK using mouse IgG2b control antibody.

Immunogen

E.coli-derived human Integrin linked ILK recombinant protein (Position: M1-K452).

Form/Appearance


Lyophilized

Concentration

Adding 0.2 ml of distilled water will yield a concentration of 500 µg/ml.

Storage

Maintain refrigerated at 2-8°C for up to 2 weeks. For long term storage store at -20°C in small aliquots to prevent freeze-thaw cycles.


Note

For research use only

Application notes

Tested Species: In-house tested species with positive results. Other applications have not been tested. Optimal dilutions should be determined by end users. Adding 0.2 ml of distilled water will yield a concentration of 500 µg/ml.

IHC analysis of Integrin linked ILK using mouse IgG2b control antibody.

Isotype

Mouse IgG2b

Clonality

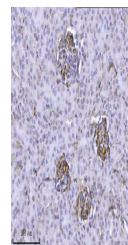
Monoclonal

MW

51 kDa

Uniprot ID
[Q13418](#)
Expiration Date

12 months from date of receipt.



IHC analysis of Integrin linked ILK using mouse IgG2b control antibody.