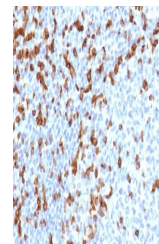


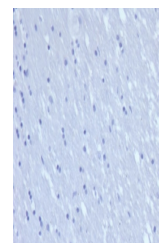
Product Datasheet

CD7 antibody (orb1151691)

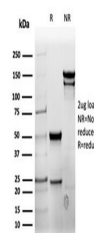
Description	Mouse monoclonal antibody to CD7
Species/Host	Mouse
Reactivity	Human
Conjugation	Unconjugated
Tested Applications	IHC-P
Immunogen	A portion of amino acids 72-175 was used as the immunogen for the recombinant CD7 antibody.
Preservatives	0.2 mg/ml in 1X PBS with 0.1 mg/ml rAlbumin (US sourced), 0.05% sodium azide
Storage	Aliquot the recombinant CD7 antibody and store frozen at -20°C or colder. Avoid repeated freeze-thaw cycles.
Note	For research use only
Application notes	Optimal dilution of the recombinant CD7 antibody should be determined by the researcher.
Formula	0.2 mg/ml in 1X PBS with 0.1 mg/ml BSA (US sourced), 0.05% sodium azide
Isotype	Mouse IgG2a, kappa
Clonality	Recombinant
Purity	Protein A/G affinity
Uniprot ID	P09564
Hazard Information	This recombinant CD7 antibody is available for research use only.
Dilution Range	Immunohistochemistry (FFPE): 1-2ug/ml
Expiration Date	12 months from date of receipt.



IHC staining of FFPE human tonsil tissue...



Negative control: IHC staining of FFPE h...



SDS-PAGE analysis of purified, BSA-free ...