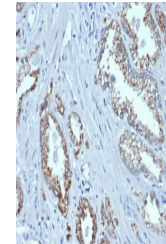



Product Datasheet

AMACR antibody (orb1151536)

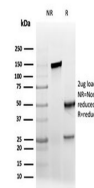
Description	Mouse monoclonal antibody to AMACR
Species/Host	Mouse
Reactivity	Human
Conjugation	Unconjugated
Tested Applications	IHC-P, WB
Immunogen	Recombinant full-length human AMACR protein was used as the immunogen for the recombinant AMACR antibody.
Preservatives	0.2 mg/ml in 1X PBS with 0.1 mg/ml rAlbumin (US sourced), 0.05% sodium azide
Storage	Aliquot the recombinant AMACR antibody and store frozen at -20°C or colder. Avoid repeated freeze-thaw cycles.
Note	For research use only
Application notes	Optimal dilution of the recombinant AMACR antibody should be determined by the researcher.
Formula	0.2 mg/ml in 1X PBS with 0.1 mg/ml BSA (US sourced), 0.05% sodium azide
Isotype	Mouse IgG2a, kappa
Clonality	Recombinant
Purity	Protein A/G affinity
Uniprot ID	Q9UHK6
Hazard Information	This recombinant AMACR antibody is available for research use only.
Dilution Range	Western blot: 1-2ug/ml, Immunohistochemistry (FFPE): 1-2ug/ml
Expiration Date	12 months from date of receipt.



IHC staining of FFPE human prostate tiss...



Western blot testing of human kidney lys...



SDS-PAGE analysis of purified, BSA-free ...