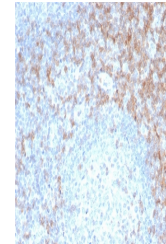


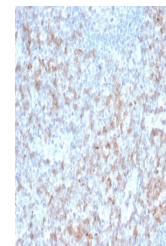
## Product Datasheet

### CD5 antibody (orb1151522)

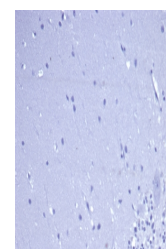
<b>Description</b>	Mouse monoclonal antibody to CD5
<b>Species/Host</b>	Mouse
<b>Reactivity</b>	Human
<b>Conjugation</b>	Unconjugated
<b>Tested Applications</b>	IHC-P
<b>Immunogen</b>	Recombinant full-length protein corresponding to human CD5 was used as the immunogen for the recombinant CD5 antibody.
<b>Preservatives</b>	0.2 mg/ml in 1X PBS with 0.1 mg/ml rAlbumin (US sourced), 0.05% sodium azide
<b>Storage</b>	Aliquot the recombinant CD5 antibody and store frozen at -20°C or colder. Avoid repeated freeze-thaw cycles.
<b>Note</b>	For research use only
<b>Application notes</b>	Optimal dilution of the recombinant CD5 antibody should be determined by the researcher.
<b>Formula</b>	0.2 mg/ml in 1X PBS with 0.1 mg/ml BSA (US sourced), 0.05% sodium azide
<b>Isotype</b>	Mouse IgG2a, kappa
<b>Clonality</b>	Recombinant
<b>Purity</b>	Protein A/G affinity
<b>Uniprot ID</b>	<b>P06127</b>
<b>Hazard Information</b>	This recombinant CD5 antibody is available for research use only.
<b>Dilution Range</b>	Immunohistochemistry (FFPE): 1-2ug/ml
<b>Expiration Date</b>	12 months from date of receipt.



IHC staining of FFPE human tonsil tissue...



IHC staining of FFPE human tonsil tissue...



Negative control: IHC staining of FFPE h...