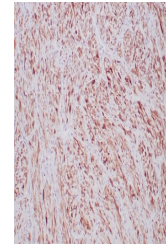


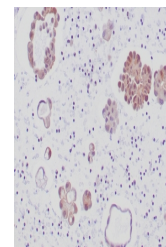
## Product Datasheet

### ALK antibody (orb1151504)

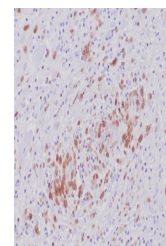
<b>Description</b>	Rabbit monoclonal antibody to ALK
<b>Species/Host</b>	Rabbit
<b>Reactivity</b>	Human
<b>Conjugation</b>	Unconjugated
<b>Tested Applications</b>	IHC-P
<b>Immunogen</b>	A portion of amino acids 1058-1620 was used as the immunogen for the recombinant ALK antibody.
<b>Preservatives</b>	0.2 mg/ml in 1X PBS with 0.1 mg/ml rAlbumin (US sourced), 0.05% sodium azide
<b>Storage</b>	Aliquot the recombinant ALK antibody and store frozen at -20°C or colder. Avoid repeated freeze-thaw cycles.
<b>Note</b>	For research use only
<b>Application notes</b>	Optimal dilution of the recombinant ALK antibody should be determined by the researcher.
<b>Formula</b>	0.2 mg/ml in 1X PBS with 0.1 mg/ml BSA (US sourced), 0.05% sodium azide
<b>Isotype</b>	Rabbit IgG
<b>Clonality</b>	Recombinant
<b>Purity</b>	Protein A/G affinity
<b>Uniprot ID</b>	<a href="#">Q9UM73</a>
<b>Hazard Information</b>	This recombinant ALK antibody is available for research use only.
<b>Dilution Range</b>	Immunohistochemistry (FFPE): 2-4ug/ml
<b>Expiration Date</b>	12 months from date of receipt.



IHC staining of FFPE human inflammatory ...



IHC staining of FFPE human lung adenocar...



IHC staining of FFPE human anaplastic la...