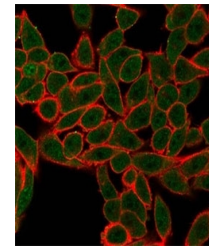


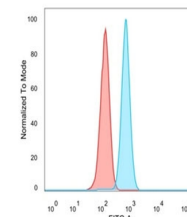
## Product Datasheet

### AGO3 antibody (orb1151454)

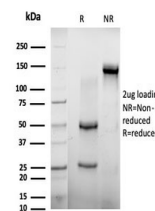
<b>Description</b>	Mouse monoclonal antibody to AGO3
<b>Species/Host</b>	Mouse
<b>Reactivity</b>	Human
<b>Conjugation</b>	Unconjugated
<b>Tested Applications</b>	ELISA, FACS, IF
<b>Immunogen</b>	Recombinant full-length human AGO3 protein was used as the immunogen for the AGO3 antibody.
<b>Preservatives</b>	0.2 mg/ml in 1X PBS with 0.1 mg/ml rAlbumin (US sourced), 0.05% sodium azide
<b>Storage</b>	Aliquot the AGO3 antibody and store frozen at -20°C or colder. Avoid repeated freeze-thaw cycles.
<b>Note</b>	For research use only
<b>Application notes</b>	Optimal dilution of the AGO3 antibody should be determined by the researcher.
<b>Formula</b>	0.2 mg/ml in 1X PBS with 0.1 mg/ml BSA (US sourced), 0.05% sodium azide
<b>Isotype</b>	Mouse IgG1, kappa
<b>Clonality</b>	Monoclonal
<b>Purity</b>	Protein A/G affinity
<b>Uniprot ID</b>	<a href="#">Q9H9G7</a>
<b>Hazard Information</b>	This AGO3 antibody is available for research use only.
<b>Dilution Range</b>	ELISA (order BSA-free format for coating), Flow cytometry: 1-2ug/million cells, Immunofluorescence: 1-2ug/ml
<b>Expiration Date</b>	12 months from date of receipt.



Immunofluorescent staining of PFA-fixed ...



FACS staining of PFA-fixed human HeLa ce...



SDS-PAGE analysis of purified, BSA-free ...