
Product Datasheet

**CD147/Emmprin Antibody (monoclonal, 3B13G7)
(orb1145850)**

Description

CD147/Emmprin Antibody (monoclonal,


Species/Host

Mouse

Reactivity

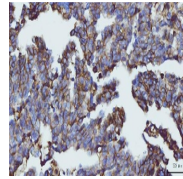
Human, Mouse

Conjugation

Unconjugated

Tested Applications

IF, IHC, WB



IHC analysis of CD147/Emmprin using anti...

Immunogen

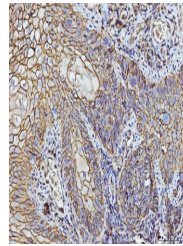
E.coli-derived human CD147/Emmprin recombinant protein (Position: E138-A323). Human CD147/Emmprin shares 51.1% and 51.9% amino acid (aa) sequence identity with mouse and rat CD147/Emmprin, respectively.

Form/Appearance

Lyophilized

Concentration

Adding 0.2 ml of distilled water will yield a concentration of 500 µg/ml.



IHC analysis of CD147/Emmprin using anti...

Storage

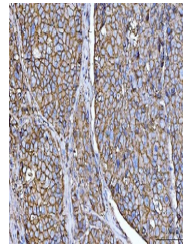
Maintain refrigerated at 2-8°C for up to 2 weeks. For long term storage store at -20°C in small aliquots to prevent freeze-thaw cycles.

Note

For research use only

Application notes

Tested Species: In-house tested species with positive results. Other applications have not been tested. Optimal dilutions should be determined by end users. Adding 0.2 ml of distilled water will yield a concentration of 500 µg/ml.



IHC analysis of CD147/Emmprin using anti...

Isotype

Mouse IgG1

Clonality

Monoclonal

MW

35-60 kDa

Uniprot ID
P35613
Expiration Date

12 months from date of receipt.