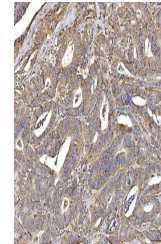


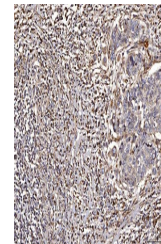
Product Datasheet

ACADM/MCAD Antibody (orb1145846)

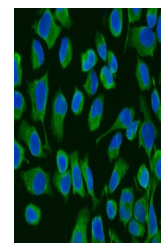
Description	ACADM/MCAD Antibody
Species/Host	Rabbit
Reactivity	Human, Mouse, Rat
Conjugation	Unconjugated
Tested Applications	ELISA, FC, ICC, IF, IHC, WB
Immunogen	E.coli-derived human ACADM/MCAD recombinant protein (Position: S38-E401).
Form/Appearance	Lyophilized
Concentration	Adding 0.2 ml of distilled water will yield a concentration of 500 µg/ml.
Storage	Maintain refrigerated at 2-8°C for up to 2 weeks. For long term storage store at -20°C in small aliquots to prevent freeze-thaw cycles.
Note	For research use only
Application notes	Tested Species: In-house tested species with positive results. Other applications have not been tested. Optimal dilutions should be determined by end users. Adding 0.2 ml of distilled water will yield a concentration of 500 µg/ml.
Isotype	Rabbit IgG
Clonality	Polyclonal
MW	47 kDa
Uniprot ID	P11310
Expiration Date	12 months from date of receipt.



IHC analysis of ACADM/MCAD using anti-ACADM antibody



IHC analysis of ACADM/MCAD using anti-ACADM antibody



IF analysis of ACADM/MCAD using anti-ACADM antibody