

Product Datasheet

Anti-dsRNA [1D3] (orb1089972)

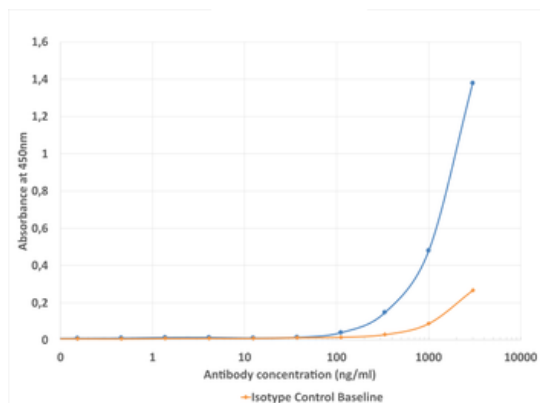
Description	Rabbit monoclonal antibody to dsRNA
Species/Host	Mouse
Reactivity	Virus
Conjugation	Unconjugated
Tested Applications	ELISA, IHC, WB
Immunogen	RDV-RNA-methylated bovine serum albumin complex.
Target	dsRNA
Preservatives	PBS with 0.02% Proclin 300.
Concentration	1 mg/ml
Storage	Maintain refrigerated at 2-8°C for up to 2 weeks. For long term storage store at -20°C in small aliquots to prevent freeze-thaw cycles.
Note	For research use only
Isotype	Mouse IgG
Clonality	Monoclonal
Clone Number	1D3
Purity	Purified
Expiration Date	12 months from date of receipt.

Biorbyt Ltd.

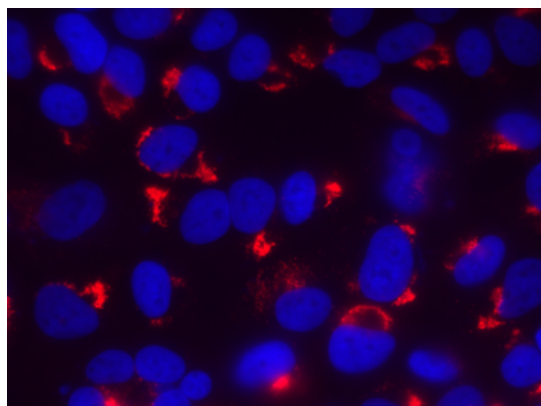
7 Signet Court, Swann's Road,
Cambridge, CB5 8LA, United Kingdom
Email: info@biorbyt.com, support@biorbyt.com
Phone: [+44 \(0\) 1223 859-353](tel:+44(0)1223859353) | Fax: [+1 \(415\) 651-8558](tel:+1(415)6518558)

Biorbyt LLC.

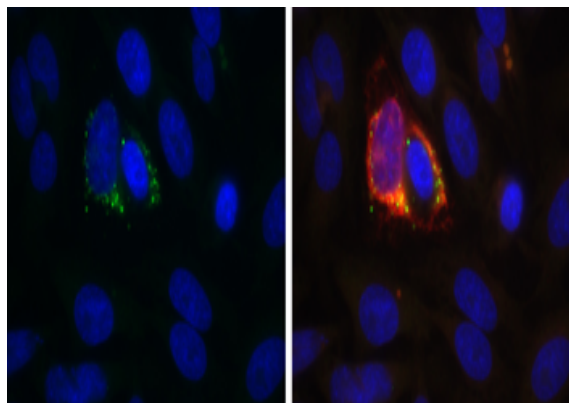
68 TW Alexander Drive,
Durham, NC, 27713, United States
Email: info@biorbyt.com, support@biorbyt.com
Phone: [+1 \(415\) 906-5211](tel:+1(415)9065211) | Fax: [+1 \(415\) 651-8558](tel:+1(415)6518558)



ELISA using 1D3 and dsRNA. The plate was coated with dsRNA at 5 µg/ml. Serial dilutions were prepared over a range of 3000 ng/ml to 0.0169 ng/ml. For detection, HRP-labelled anti-mouse IgG antibody was used.



Immunofluorescence staining of fixed cells infected with Dengue 2 Virus with anti-dsRNA antibody 1D3. Immunofluorescence analysis of paraformaldehyde-fixed, triton-permeabilized cells infected with Dengue 2 virus stained with the chimeric rabbit IgG version of 1D3 (orb1089972) at 1/300 followed by Alexa 568 secondary antibody (red).



Immunofluorescence staining of Zika virus-infected A549 cells with anti-dsRNA antibody 1D3. Immunofluorescence analysis of Zika virus-infected A549 cells stained with the chimeric rabbit IgG version of 1D3 (orb1089972) followed by a secondary antibody. The nuclear stain is DAPI (blue). Panels show from left-right: orb1089972 (green) with DAPI and merged channels (orb1089972 (green), DAPI (blue), Zika's E protein (red)).

Biorbyt Ltd.

7 Signet Court, Swann's Road,
Cambridge, CB5 8LA, United Kingdom
Email: info@biorbyt.com, support@biorbyt.com
Phone: [+44 \(0\) 1223 859-353](tel:+44(0)1223859353) | Fax: [+1 \(415\) 651-8558](tel:+1(415)6518558)

Biorbyt LLC.

68 TW Alexander Drive,
Durham, NC, 27713, United States
Email: info@biorbyt.com, support@biorbyt.com
Phone: [+1 \(415\) 906-5211](tel:+1(415)9065211) | Fax: [+1 \(415\) 651-8558](tel:+1(415)6518558)